ON®

ON ENDÜSTRİ MAKİNA
ON INDUSTRIE MACHINE
www.onendustri.com

hidrolik
hydraulic





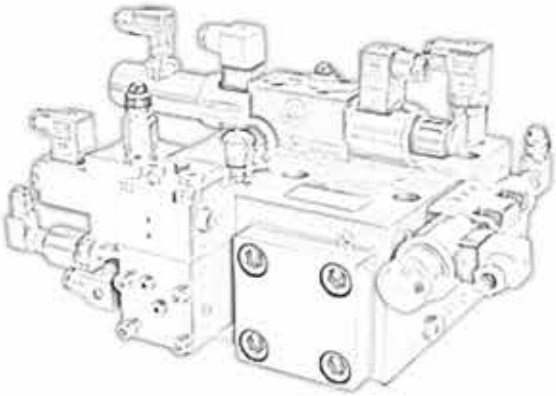





HİDROLİK REKOR
Malzeme Ölçüsü
Normal Basınç
Ø 6mm-1/8"
Ø 6mm-1/4"
Ø 6mm-3/8"
Ø 6mm-1/2"
Ø 8mm-1/8"
Ø 8mm-1/4"
Ø 8mm-3/8"
Ø 8mm-1/2"
Ø 10mm-1/8"
Ø 10mm-1/4"
Ø 10mm-3/8"
Ø 10mm-1/2"
Ø 12mm-1/4"
Ø 12mm-3/8"
Ø 12mm-1/2"
Ø 14mm-3/8"
Ø 14mm-1/2"
Ø 15mm-3/8"
Ø 15mm-1/2"
Ø 16mm-3/8"
Ø 16mm-1/2"
Ø 16mm-3/4"
Ø 16mm-1"
Ø 18mm-1/2"
Ø 18mm-3/4"
Ø 18mm-1"
Ø 20mm-1/2"
Ø 20mm-3/4"
Ø 20mm-1"
Ø 22mm-1/2"
Ø 22mm-3/4"
Ø 22mm-1"
Ø 25mm-1/2"
Ø 25mm-3/4"
Ø 25mm-1"
Ø 25mm-1-1/4"
Ø 28mm-3/4"
Ø 28mm-1"
Ø 28mm-1-1/4"
Ø 30mm-1/2"
Ø 30mm-3/4"
Ø 30mm-1"
Ø 30mm-1-1/4"
Ø 30mm-1-1/2"
Ø 35mm-1"
Ø 35mm-1-1/4"
Ø 35mm-1-1/2"
Ø 38mm-1"
Ø 38mm-1-1/4"
Ø 38mm-1-1/2"
Ø 42mm-1"
Ø 42mm-1-1/4"
Ø 42mm-1-1/2"

TERS REKOR
Malzeme Ölçüsü
Ø 6mm-1/8"
Ø 6mm-1/4"
Ø 6mm-3/8"
Ø 6mm-1/2"
Ø 8mm-1/8"
Ø 8mm-1/4"
Ø 8mm-3/8"
Ø 8mm-1/2"
Ø 10mm-1/8"
Ø 10mm-1/4"
Ø 10mm-3/8"
Ø 10mm-1/2"
Ø 12mm-1/4"
Ø 12mm-3/8"
Ø 12mm-1/2"
Ø 14mm-3/8"
Ø 14mm-1/2"
Ø 15mm-3/8"
Ø 15mm-1/2"
Ø 16mm-3/8"
Ø 16mm-1/2"
Ø 16mm-3/4"
Ø 18mm-1/2"
Ø 18mm-3/4"
Ø 20mm-1/2"
Ø 20mm-3/4"
Ø 22mm-1/2"
Ø 22mm-3/4"
Ø 25mm-1"
Ø 28mm-1"
Ø 30mm-3/4"
Ø 30mm-1"
Ø 30mm-1 1/4"
Ø 35mm-3/4"
Ø 35mm-1"
Ø 35mm-1 1/4"
Ø 38mm-1"
Ø 38mm-1 1/4"
Ø 38mm-1 1/2"
Ø 42mm-1 1/4"
Ø 42mm-1 1/2"

DÜZ NİPEL
Malzeme Ölçüsü
1/8"
1/4"
3/8"
1/2"
3/4"
1"
1-1/4"
1-1/2"
2"

REDÜKSİYON NİPEL
Malzeme Ölçüsü
8mm-6mm
8mm-6mm Avrupa
10mm-6mm
10mm-6mm Avrupa
10mm-8mm
10mm-8mm Avrupa
12mm-6mm Avrupa
12mm-8mm
12mm-8mm Avrupa
12mm-10mm
12mm-10mm Avrupa
14mm-10mm
14mm-12mm
15mm-10mm
15mm-12mm
16mm-10mm
16mm-12mm
16mm-12mm Avrupa
16mm-14mm
18mm-10mm
20mm-10mm
20mm-12mm
20mm-14mm
20mm-16mm
20mm-16mm Avrupa
22mm-12mm
22mm-15mm
22mm-18mm
25mm-12mm
25mm-14mm
25mm-16mm
25mm-16mm Avrupa
25mm-20mm
25mm-20mm Avrupa
28mm-18mm
28mm-22mm
30mm-20mm
30mm-25mm
35mm-22mm
35mm-28mm
38mm-20mm
38mm-25mm
38mm-30mm
42mm-22mm
42mm-28mm
42mm-35mm

MANOMETRE BAĞ. REK.
Malzeme Ölçüsü
Ø 6mm 1/4" N.B.
Ø 8mm 1/4" N.B.
Ø 10mm 1/4" N.B.
Ø 12mm 1/4" N.B.
Ø 6mm 1/2" Y.B.
Ø 8mm 1/2" Y.B.
Ø 10mm 1/2" Y.B.
Ø 12mm 1/2" Y.B.

AVRUPA OLARAK BELİRTİLEN FİYATLAR NET'TİR.

DÜŞÜRÜCÜ (KOR)
Mal. Ölçüsü
8mm-6mm
8mm-6mm Avrupa
10mm-6mm
10mm-6mm Avrupa
10mm-8mm
10mm-8mm Avrupa
12mm-6mm
12mm-8mm
12mm-8mm Avrupa
12mm-10mm
12mm-10mm Avrupa
14mm-10mm
14mm-12mm
15mm-10mm
15mm-12mm
16mm-8mm
16mm-8mm Avrupa
16mm-10mm
16mm-10mm Avrupa
16mm-12mm
16mm-12mm Avrupa
16mm-14mm
18mm-12mm
18mm-15mm
18mm-15mm Avrupa
20mm-8mm Avrupa
20mm-10mm Avrupa
20mm-12mm
20mm-14mm
20mm-16mm
20mm-16mm Avrupa
22mm-12mm
22mm-15mm
22mm-18mm
22mm-15mm Avrupa
25mm-12mm
25mm-16mm
25mm-16mm Avrupa
25mm-20mm
25mm-20mm Avrupa
28mm-15mm Avrupa
28mm-18mm
28mm-18mm Avrupa
28mm-22mm
28mm-22mm Avrupa
30mm-20mm
30mm-20mm Avrupa
30mm-25mm
30mm-25mm Avrupa
35mm-18mm Avrupa
35mm-22mm
35mm-22mm Avrupa
35mm-28mm
35mm-28mm Avrupa
38mm-20mm
38mm-25mm
38mm-30mm
42mm-22mm
42mm-22mm Avrupa
42mm-28mm
42mm-28mm Avrupa
42mm-35mm
42mm-35mm Avrupa

NİPEL
Malzeme Ölçüsü
6mm
8mm
10mm
12mm
14mm
15mm
16mm
18mm
20mm
22mm
25mm
28mm
30mm
35mm
38mm
42mm

HORTUM ARA NİPELİ
Malzeme Ölçüsü
1/4"-4S
1/4"-5S
1/4"-6S
1/4"-8S
3/8"-5S
3/8"-6S
3/8"-8S
1/2"-6S
1/2"-8S
1/2"-10S
1/2"-12S
3/4"-10S
3/4"-12S
1"-12S
1"-16S

ORANTILI NİPEL
Malzeme Ölçüsü
1/4" - 1/8"
3/8" - 1/4"
1/2" - 1/4"
1/2" - 3/8"
3/4" - 3/8"
3/4" - 1/2"
1" - 1/2"
1" - 3/4"
1-1/4" - 1/2"
1-1/4" - 3/4"
1-1/2" - 3/4"
1-1/4" - 1"
1-1/2" - 1"
1-1/2" - 11/4"

PERDE GEÇİS NİPELİ
Malzeme Ölçüsü
6mm
8mm
10mm
12mm
14mm
15mm
16mm
18mm
20mm
22mm
25mm
28mm
30mm
35mm
38mm
42mm

AVRUPA OLARAK BELİRTİLEN FİYATLAR NET'TİR.

DİRSEK
Mal. Ölçüsü
Ø 6mm-1/8"
Ø 6mm-1/4"
Ø 6mm-3/8"
Ø 6mm-1/2"
Ø 8mm-1/8"
Ø 8mm-1/4"
Ø 8mm-3/8"
Ø 8mm-1/2"
Ø 10mm-1/4"
Ø 10mm-3/8"
Ø 10mm-1/2"
Ø 12mm-1/4"
Ø 12mm-3/8"
Ø 12mm-1/2"
Ø 14mm-3/8"
Ø 14mm-1/2"
Ø 15mm-3/8"
Ø 15mm-1/2"
Ø 16mm-3/8"
Ø 16mm-1/2"
Ø 16mm-3/4"
Ø 18mm-1/2"
Ø 18mm-3/4"
Ø 20mm-1/2"
Ø 20mm-3/4"
Ø 20mm-1"
Ø 22mm-1/2"
Ø 22mm-3/4"
Ø 25mm-3/4"
Ø 25mm-1"
Ø 28mm-3/4"
Ø 28mm-1"
Ø 30mm-3/4"
Ø 30mm-1"
Ø 30mm- 1-1/4"
Ø 35mm-1"
Ø 35mm- 1-1/4"
Ø 38mm- 1-1/4"
Ø 38mm- 1-1/2"
Ø 42mm- 1-1/4"
Ø 42mm- 1-1/2"

TERS DİRSEK
Mal. Ölçüsü
6mm
8mm
10mm
12mm
14mm
15mm
16mm
18mm
20mm
22mm
25mm
28mm
30mm
35mm
38mm
42mm

DÖNER DİRSEK
Mal. Ölçüsü
Ø 6mm-1/8"
Ø 6mm-1/4"
Ø 8mm-1/8"
Ø 8mm-1/4"
Ø 10mm-1/4"
Ø 10mm-3/8"
Ø 10mm-1/2"
Ø 12mm.1/4"
Ø 12mm-3/8"
Ø 12mm-1/2"
Ø 14mm-1/2"
Ø 15mm-1/2"
Ø 16mm-3/8"
Ø 16mm-1/2"
Ø 16mm-3/4"
Ø 18mm-1/2"
Ø 20mm-1/2"
Ø 20mm-3/4"
Ø 20mm-1"
Ø 22mm-3/4"
Ø 25mm-3/4"
Ø 25mm-1"
Ø 28mm-1"
Ø 30mm-1"
Ø 30mm- 1-1/4"
Ø 35mm- 1-1/4"
Ø 38mm- 1-1/2"
Ø 42mm- 1-1/2"

DİRSEK
Mal. Ölçüsü
1/8"
1/4"
3/8"
1/2"
3/4"
1"
1-1/4"
1-1/2"

DİRSEK
Mal. Ölçüsü
6mm
8mm
10mm
12mm
14mm
15mm
16mm
18mm
20mm
22mm
25mm
28mm
30mm
35mm
38mm
42mm

TE
Malzeme Ölçüsü
6mm
8mm
10mm
12mm
14mm
15mm
16mm
18mm
20mm
22mm
25mm
28mm
30mm
35mm
38mm
42mm

KAPAK KÖRTAPA
Malzeme Ölçüsü
6mm
8mm
10mm
12mm
14mm
15mm
16mm
18mm
20mm
22mm
25mm
28mm
30mm
35mm
38mm
42mm

LÜLE
1/8"-1/4"
1/8"-3/8"
1/4"-3/8"
1/4"-1/2"
1/4"-3/4"
3/8"-1/2"
3/8"-3/4"
1/2"-3/4"
1/2"-1"
1/2"- 1-1/4"
3/4"-1"
3/4"- 1-1/4"
3/4"- 1-1/2"
1"- 1-1/4"
1"- 1-1/2"
1-1/4"- 1-1/2"

REDÜKSİYON / Çelik
Malzeme Ölçüsü
1/4" - 1/8"
3/8" - 1/8"
3/8" - 1/4"
1/2" - 1/8"
1/2" - 1/4"
1/2" - 3/8"
3/4" - 1/4"
3/4" - 3/8"
3/4" - 1/2"
1" - 1/4"
1" - 3/8"
1" - 1/2"
1" - 3/4"
1-1/4" - 1/2"
1-1/4" - 3/4"
1-1/4" - 1"
1-1/2" - 1/2"
1-1/2" - 3/4"
1-1/2" - 1"
1-1/2" - 11/4"
2" - 1"
2" - 1-1/4"
2" - 1-1/2"

KÖRTAPA / Çelik
1/8"
1/4"
3/8"
1/2"
3/4"
1"
1-1/4"
1-1/2"
2"



MANŞON
Malzeme Ölçüsü
1/8"
1/4"
3/8"
1/2"
3/4"
1"
1-1/4"
1-1/2"
2"

YÜKSÜK/ JS Alman
Malzeme Ölçüsü
6mm
8mm
10mm
12mm
14mm
15mm
16mm
18mm
20mm
22mm
25mm
28mm
30mm
35mm
38mm
42mm

SOMUN / Normal
6mm
8mm
10mm
12mm
14mm
15mm
16mm
18mm
20mm
22mm
25mm
28mm
30mm
35mm
38mm
42mm

KUYRUKLU YÜKSÜK
Malzeme Ölçüsü
6mm
8mm
10mm
12mm
14mm
15mm
16mm
18mm
20mm
22mm
25mm
28mm
30mm
35mm
38mm
42mm
DİŞİ TE
1/8"
1/4"
3/8"
1/2"
3/4"
1"
1-1/4"
1-1/2"

ALYAN BAŞLI KÖRTAPA / Çelik
Malzeme Ölçüsü
1/8"
1/4"
3/8"
1/2"
3/4"
1"
1-1/4"
1-1/2"

BORU KELEPÇESİ
Malzeme Ölçüsü
6mm
8mm
10mm
12mm
14mm
15mm
16mm
18mm
20mm
22mm
25mm
28mm
30mm
32mm
35mm
38mm
40mm
42mm
48mm
60mm

İKİZ TİP KELEPÇE
Malzeme Ölçüsü
6mm
8mm
10mm
12mm
14mm
15mm
16mm
18mm
20mm
22mm
25mm

PUL
Malzeme Ölçüsü
1/8"
1/4"
3/8"
1/2"
3/4"
1"
1-1/4"
1-1/2"
2"

CIESSE

INTERCHANGEABLE CODE-MG-AIR 2015K					
CIESSE Kod	Ürün	Soğutma Kap.	Maks. Debi (Lt/dk)	Kapasite (Kcal/h)	Maks. Basınç Bar
CSB2.12.0.00	CSB2 12V Corrente continua - Direct current	60/48C	80	5.500	60/48C
CSB2.24.0.00	CSB2 24V Corrente continua - Direct current				
CSB2.22.0.00	CSB2 230V 50/60Hz Monofase - Single fase (Tek Faz)				
CSB2.38.0.00	CSB2 230/400V 50/60Hz Trifase - Three fase (3 Faz)				

INTERCHANGEABLE CODE-MG-AIR 2020K					
CIESSE Kod	Ürün	Soğutma Kap.	Maks. Debi (Lt/dk)	Kapasite (Kcal/h)	Maks. Basınç Bar
CSB3.12.0.00	CSB3 12V Corrente continua - Direct current	60/48C	100	6000	20
CSB3.24.0.00	CSB3 24V Corrente continua - Direct current				
CSB3.22.0.00	CSB3 230V 50/60Hz Monofase - Single fase (Tek Faz)				
CSB3.38.0.00	CSB3 230/400V 50/60Hz Trifase - Three fase (3 Faz)				

INTERCHANGEABLE CODE-MG-AIR 2024K					
CIESSE Kod	Ürün	Soğutma Kap.	Maks. Debi (Lt/dk)	Kapasite (Kcal/h)	Maks. Basınç Bar
CSB4.12.0.00	CSB4 12V Corrente continua - Direct current	60/48C	120	12.000	20
CSB4.24.0.00	CSB4 24V Corrente continua - Direct current				
CSB4.22.0.00	CSB4 230V 50/60Hz Monofase - Single fase (Tek Faz)				
CSB4.38.0.00	CSB4 230/400V 50/60Hz Trifase - Three fase (3 Faz)				

INTERCHANGEABLE CODE-MG-AIR 2030K					
CIESSE Kod	Ürün	Soğutma Kap.	Maks. Debi (Lt/dk)	Kapasite (Kcal/h)	Maks. Basınç Bar
CSB5.12.0.00	CSB5 12V Corrente continua - Direct current	60/48C	140	20.000	20
CSB5.24.0.00	CSB5 24V Corrente continua - Direct current				
CSB5.22.0.00	CSB5 230V 50/60Hz Monofase - Single fase (Tek Faz)				
CSB5.38.0.00	CSB5 230/400V 50/60Hz Trifase - Three fase (3 Faz)				

INTERCHANGEABLE CODE-MG-AIR 2040K					
CIESSE Kod	Ürün	Soğutma Kap.	Maks. Debi (Lt/dk)	Kapasite (Kcal/h)	Maks. Basınç Bar
CSL4.12.0.00	CSL4 12V Corrente continua - Direct current	60/48C	160	25.000	20
CSL4.24.0.00	CSL4 24V Corrente continua - Direct current				
CSL4.22.0.00	CSL4 230V 50/60Hz Monofase - Single fase (Tek Faz)				
CSL4.38.0.00	CSL4 230/400V 50/60Hz Trifase - Three fase (3 Faz)				

INTERCHANGEABLE CODE-MG-AIR 2050K					
CIESSE Kod	Ürün	Soğutma Kap.	Maks. Debi (Lt/dk)	Kapasite (Kcal/h)	Maks. Basınç Bar
CSL5.12.0.00	CSL5 12V Corrente continua - Direct current	60/48C	180	40.000	20
CSL5.24.0.00	CSL5 24V Corrente continua - Direct current				
CSL5.22.0.00	CSL5 230V 50/60Hz Monofase - Single fase (Tek Faz)				
CSL5.38.0.00	CSL5 230/400V 50/60Hz Trifase - Three fase (3 Faz)				

CLK

K-Q TSE-ISO-EN 9000

HİDROLİK EL POMPASI
Hacmi
12 cc.
20 cc.
25 cc.
25 cc.
45 cc.
45 cc.

KARE TİPİ ALÜMİNYUM DEPO
Hacmi
1 LT.
2 LT.
3 LT.
4 LT.
5 LT.
25 LT.

5 lt.

FLANŞ TİPİ ALÜMİNYUM DEPO
Hacmi
2 LT.
3 LT.
4 LT.
5 LT.

HİDROLİK ÜÇ YOLLU VANA		
Ölçüsü	Debi (Lt/dk)	P Maks. (Bar)
3/8	60	315
1/2	90	
3/4	140	
1"	140	
HİDROLİK DÖRT YOLLU VANA		
3/8	60	315
1/2	90	
3/4	140	
1"	140	
HİDROLİK ALTI YOLLU VANA (ÇELİK GÖVDE)		
3/8	25	350
1/2	50	
3/4	100	
HİDROLİK ALTI YOLLU VANA (DÖKÜM GÖVDE)		
3/8	25	350
1/2	50	
3/4	100	



DEPO KAPAĞI
Ürün Adı
BÜYÜK BOY ZİNCİRLİ
BÜYÜK BOY KLİPSLİ
BÜYÜK BOY VİDALI
KÜÇÜK BOY VİDALI

POMPA ADAPTÖRLERİ DÜZ		
NO	Ürün Boyutu	
1	30mm	3/8"
2	35mm	
3	35mm	1/2"
4	40mm	1/2"(8mm)
5		1/2"(6mm)
6	48mm	3/4"
7	51mm	
8	56mm	
9	56mm	1"

DİK SEVİYE GÖSTERGESİ	
Ürün Kodu	Ürün Adı
SG 76	76 mm Akışkan Sev. Gös.
SGD 76	76 mm Akışkan ve Sıcaklık Sev. Gös.
SG 127	127 mm Akışkan Sev. Gös.
SGD 127	127 mm Akışkan ve Sıcaklık Sev. Gös.
SG 254	128 mm Akışkan Sev. Gös.
SGD 254	129 mm Akışkan ve Sıcaklık Sev. Gös.

PLASTİK YUVARLAK AKIŞKAN GÖSTERGE (POLYCARBONE)	
Ürün Kodu	Boyutu
PLG-3800	3/8"
PLG-1200	1/2"
PLG-3400	3/4"
PLG-1000	1"
PLG-2400	M24X1,5"
PLG-3600	M36X1,5"

BAKIR PUL (KALINLIK 1,5mm.)	
Ürün Kodu	Boyutu
CG-1800	1/8"
CG-1400	1/4"
CG-3800	3/8"
CG-1200	1/2"
CG-3400	3/4"
CG-1000	1"
CG-1140	1-1/4"
CG-1120	1-1/2"
CG-2000	2"

HİDROLİK DEPO EMİŞ FİLTRESİ	
Ürün Adı	Ürün Kodu
15	EMİŞ FİLTRESİ
25	
45	
65	
90	
125	
180	
225	
300	
500	EMİŞ FİLTRESİ (M2 DİŞ)
500	EMİŞ FİLTRESİ (M2,5 DİŞ)
750	EMİŞ FİLTRESİ
1400	

CLK

ELASTİK DİŞLİ KAPLİN (KAVRAMA)
Tip No.
D K 14 CLK.
DK 24
DK 28
DK 32
DK 38
DK 42
DK 48
DK 55
DK 60

ELASTİK UZUN DİŞLİ KAPLİN (KAVRAMA)
Tip No.
UD K 14 CLK.
UDK 24
UDK 28
UDK 32
UDK 38
UDK 42
UDK 48
UDK 55
UDK 60

İŞLENMİŞ ELASTİK DİŞLİ KAPLİN (KAVRAMA)		
Tip No.	Pompa Tipi	Motor Mil Ölçüsü
D K 14 CLK.	0P1 - 1P1	11-14 mm.
DK 24	0P1 - 1P1	14-19-24 mm.
DK 28	0P1 - 1P1 - 2P1	14-19-24-28 mm.
DK 32	1P1 - 2P1	19-24-28-32 mm.
DK 38		19-24-28-38 mm.
DK 42		19-24-28-38-42 mm.
DK 48		24-28-38-42-48 mm.
DK 55		28-38-42-48-50-55 mm.
DK 60		42-48-50-55-60 mm.

İŞLENMİŞ ELASTİK UZUN DİŞLİ KAPLİN (KAVRAMA)		
Tip No.	Pompa Tipi	Motor Mil Ölçüsü
UD K 14 CLK.	0P1 - 1P1	11-14 mm.
UDK 24		14-19-24 mm.
UDK 28	0P1 - 1P1 - 2P1	14-19-24-28 mm.
UDK 32	1P1 - 2P1	19-24-28-32 mm.
UDK 38		19-24-28-38 mm.
UDK 42		19-24-28-38-42 mm.
UDK 48		24-28-38-42-48 mm.
UDK 55		28-38-42-48-50-55 mm.
UDK 60		42-48-50-55-60 mm.

KARE KAMPANALAR
KAMPANA ÇAPI Ø
140 mm
160 mm
200 mm
250 mm
300 mm
350 mm
400 mm
450 mm

KAVI KAMPANA (ELİPS)	
Ürün Boyutu	Çapı
200 mm	80,5 mm.- 82,5 mm.
250 mm	
300 mm	80,5 mm.- 82,5 mm.- 101,6 mm.
350 mm	
400 mm	
450 mm	
300 mm	127 mm.
350 mm	
400 mm	
450 mm	

DAIKIN

DAIKIN (CETOP 3) NG 6 BOBİNLİ YÖN - KONTROL VALFLERİ				
Tipi CETOP 3	Norm NG 6	Konum Spool Tipi	Voltaj AC-DC	Max. Debi (Lt/dk)
DA4WE6D	1/4"	NG-6 4/2 TB	12	60
DA4WE6D			24	
DA4WE6D			110	
DA4WE6D			220	
DA4WE6E		NG-6 4/3 KM	12	
DA4WE6E			24	
DA4WE6E			110	
DA4WE6E			220	
DA4WE6H		NG-6 4/3 HM	12	
DA4WE6H			24	
DA4WE6H			110	
DA4WE6H			220	
DA4WE6J		NG-6 4/3 ABT	12	
DA4WE6J			24	
DA4WE6J			110	
DA4WE6J			220	
DA4WE6G		NG-6 4/3 AM	12	
DA4WE6G			24	
DA4WE6G			110	
DA4WE6G			220	

DAIKIN (CETOP 5) NG 10 BOBİNLİ YÖN - KONTROL VALFLERİ				
Tipi CETOP 5	Norm NG 10	Konum Spool Tipi	Voltaj AC-DC	Max. Debi (Lt/dk)
DA4WE10D	1/2"	NG-10 4/2 TB	12	120
DA4WE10D			24	
DA4WE10D			110	
DA4WE10D			220	
DA4WE10E		NG-10 4/3 KM	12	
DA4WE10E			24	
DA4WE10E			110	
DA4WE10E			220	
DA4WE10H		NG-10 4/3 HM	12	
DA4WE10H			24	
DA4WE10H			110	
DA4WE10H			220	
DA4WE10J		NG-10 4/3 ABT	12	
DA4WE10J			24	
DA4WE10J			110	
DA4WE10J			220	
DA4WE10G		NG-10 4/3 AM	12	
DA4WE10G			24	
DA4WE10G			110	
DA4WE10G			220	

Yedek Bobin NG6	
Voltaj DC/AC	İç Çap
12VDC	23 mm.
24VDC	
110VAC	
220VAC	

Yedek Bobin NG10	
Voltaj DC/AC	İç Çap
12VDC	29 mm.
24VDC	
110VAC	
220VAC	

DAIKIN

DAIKIN (CETOP 7) NG 16 YÖN DENETİM VALFİ - Gövde				
Tipi	Kontrol Spool Tipi	Maks. Basınç (Bar)	Maks. Debi (Lt/dk.) (320 Bar'da)	Maks. Debi (Lt/dk.) (210 Bar'da)
DAHWH 16D	TB GÖVDE	320	300	250
DAHWH 16E	KM GÖVDE			
DAHWH 16H	HM GÖVDE			
DAHWH 16J	ABT GÖVDE			
DAHWH 16G	AM GÖVDE			
DAHWH 16G-C	AM ÇEKLİ GÖVDE			
DAIKIN (CETOP 8) NG 25 YÖN DENETİM VALFİ - Gövde				
DAHWH 25D	TB GÖVDE	320	600	500
DAHWH 25E	KM GÖVDE			
DAHWH 25H	HM GÖVDE			
DAHWH 25J	ABT GÖVDE			
DAHWH 25G	AM GÖVDE			
DAHWH 25G-C	AM ÇEKLİ GÖVDE			

Not: Gövde valf fiyatlarıdır, pilot valfler fiyata dahil değildir.

DAIKIN (CETOP 3) NG 6 MODÜLER KİLİTLEME VALFLERİ			
Tipi CETOP 3	Kontrol Pozisyon	Maks. Basınç (Bar)	Maks. Debi (Lt/dk)
DAZ2S6-A	A Hattı	320	40
DAZ2S6-B	B Hattı		
DAZ2S6	AB Hattı (İkiz)		
DAIKIN (CETOP 5) NG 10 MODÜLER KİLİTLEME VALFLERİ			
DAZ2S10-A	A Hattı	250	80
DAZ2S10-B	B Hattı		
DAZ2S10	AB Hattı (İkiz)		
DAIKIN (CETOP 3) NG 6 MODÜLER HIZ (Debi) AYAR VALFLERİ			
DAZ2FS6/S2	A Hattı	250	40
DAZ2FS6/S2	B Hattı		
DAZ2FS6/S2	AB Hattı (İkiz)		
DAIKIN (CETOP 5) NG 10 MODÜLER HIZ (Debi) AYAR VALFLERİ			
DAZ2FS10/S2	A Hattı	250	80
DAZ2FS10/S2	B Hattı		
DAZ2FS10/S2	AB Hattı (İkiz)		

DAIKIN BASINÇ AYARLAR (Manuel / Pilotsuz)			
Tipi	Bağlantı Normu	Maks. Basınç (Bar)	Maks. Debi (Lt/dk)
DADB 10-1-30	1/2"	315	250
DADB 20-1-30	3/4"	400	400
DAIKIN SIFIRLAMALI BASINÇ AYARLAR (Solenoid Valf Kontrollü)			
DADBW 10B-1-5X	1/2"	315	250
DADBW 20B-1-5X	3/4"	400	400

Not: NG6 pilot valfler 24VDC veya 220VAC bobinli olarak opsiyoneldir.

DAIKIN LA-G ÇEKLİ KISMA (HIZ AYARI) VALFLERİ				
Tipi	Kontrol Pozisyon	Bağlantı Normu	Maks. Basınç (Bar)	Maks. Debi (Lt/dk)
DA LA-G-6	6	G1/8	35	16
DA LA-G-8	8	G1/4		24
DA LA-G-10	10	G3/8		35
DA LA-G-12	12	G1/2		45
DA LA-G-16	16	G3/4		60
DA LA-G-20	20	G1'		100
DA LA-G-25	25	G1-1/4		150

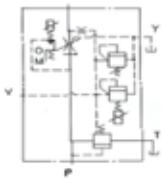

DAIKIN PQ (ORANSAL) VALFLER			
Tipi	Bağlantı Normu	Maks. Basınç (Bar)	Maks. Debi (Lt/dk)
PQ-125	NG 16	125	206
PQ-250	NG 25	250	
PQ-500	NG 32	500	

D-Hydro

TÜV ISO 14001:2004

SM 625 & SM 625E TECHNICAL SPECIFICATIONS							
Model	Max. Hose Size	Crimping Force(kN)	Max Crimping Diameter	Max.Opening (mm)	Crimping		
					Range	Unıit Weight	Dimensions
Control SM 625 Manometer Control SM 625 E Micrometer with led	1" 4SP, 1¼ 2SN	1100	61 mm	die diameter 10mm	6-61 mm	29 kg	285x210x340 (LxWxH mm)
Master Dies Opening Lenght(mm) 85/66 mm							

SM 625 & SM 625E STANDARD DIE SETS		
Size	Range (mm)	Lenght
25-06	6-16	40
25-08	8-18	
25-11	11-21	
25-14	14-24	
25-17	17-27	
25-20	20-30	45
25-23	23-33	50
25-26	26-36	
25-31	31-41	55
25-34	34-44	60
25-39	39-49	
25-43	43-53	65
25-45	45-55	
25-51*	51-61	

* Max. Ferrule diameter before crimping 61 mm

SM 625

Micrometer



SM 625 E

SM 25 & SM 25L MICROMETER with LED TECHNICAL SPECIFICATIONS							
Model	Max. Hose Size	Crimping Force(kN)	Master Dies Opening Lenght(mm)	Max.Opening Diameter	Crimping		
					Range	Unıit Weight	Dimensions
For 25L+ Two Speed Hand Pumb For 25L+ Aİr Pumb	1"4 SH, 1 1/2"	1200	90 mm - 64,5 mm	die diameter + 15mm	6 mm - 61 mm	25 kg	230x200x275 (LxWxH mm)
For 25+ Two Speed Hand Pumb For 25+ Aİr Pumb			98 mm - 64,5 mm	die diameter + 23mm			

SM 25 & SM 25L STANDARD DIE SETS		
Size	Range (mm)	Lenght
38-06	6-16	45
38-08	8-18	
38-11	11-21	
38-14	14-24	
38-17	17-27	
38-20	20-30	55
38-23	23-33	
38-26	26-36	
38-30S	30-34	60
38-34S	34-39	
38-39S	39-45	65
38-45S	45-51	
38-51S*	51-61	

* Max. Ferrule diameter before crimping 61 mm

SM 25 AP

SM 25 HP

Hava Pompası

SM 25L AP

SM 25L HP

El Pompası

D-Hydro

TÜV ISO 14001:2004

SM 25 L AC MICROMETER (55kg) TECHNICAL SPECIFICATIONS

Model	Crimping			Motor	Max Hose Size	Max Opening (mm)
	Range	Dimensions	Force(kN)			
SM 25 L AC	6 mm- 61 mm	630 x 330 x 410 (LxWxH mm)	1200	0.37kW 230V 1ph 50Hz	1" 4 SH, 1 1/2"	die diameter + 15mm
Master Dies Opening Lenght(mm) 90 mm - 64,5 mm						

SM 25 STANDARD DIE SETS

Size	Range (mm)	Lenght
38-06	6-16	45
38-08	8-18	
38-11	11-21	
38-14	14-24	
38-17	17-27	
38-20	20-30	55
38-23	23-33	

SM 25 STANDARD DIE SETS

Size	Range (mm)	Lenght
38-26	26-36	55
38-30S	30-40	60
38-34S	34-44	
38-39S	39-49	65
38-45S	45-55	
38-51S*	51-61	

*Max. Ferrule diameter before crimping 61 mm

SM 32 MC MANUEL VERNIER TECHNICAL SPECIFICATIONS

Model	Crimping			Motor	Max. Opening (mm)	Max. Hose Size
	Range	Dimensions	Force(kN)			
SM 32 MC	6 mm- 61 mm	640 x 430 x 590 (LxWxH mm)	1450	2,2 7kW 380V 3-ph	die diameter + 15mm	1 1/2" 1SN, 1 1/4" 2SN, 1" 4SP
Quick Change-set - Stand for machine : OPTİONAL				**Weight (kg) :**92 kg (without oil)		
Master Dies Opening Lenght(mm) 90 mm - 66 mm						

SM 32 MC STANDARD DIE SETS

Size	Range (mm)	Lenght
32-06	6-16	40
32-08	8-18	
32-11	11-21	
32-14	14-24	
32-17	17-27	
32-20	20-30	45
32-23	23-33	50
32-26	26-36	

SM 32 MC STANDARD DIE SETS

Size	Range (mm)	Lenght
32-31	31-41	55
32-34	34-44	60
32-39	39-49	
32-43	43-53	65
32-45	45-55	
32-51*	51-61	

*Max. Ferrule diameter before crimping 61 mm

SM 38 EC & SM 38 SC TECHNICAL SPECIFICATIONS

Model	Crimping		Standard Motor	Max. Hose Size	Crimping Force(kN)	Max. Opening (mm)	Control
	Range	Dimensions					
SM 38 EC SM 38 SC	6 mm- 63 mm	640 x 565 x 640 (LxWxH mm)	4kW 380V 3-Ph	1 1/2" 2 SP, 1 ¼" 4SN	1650	die diameter + 30mm	EC/SC Control
Quick Change-set - Stand for machine : OPTİONAL			**Foot Pedal -** Optional (only for SC version) - **Weight (kg) :**152 kg (without oil)				
Master Dies Opening Lenght(mm) 105 mm - 105 mm							

SM 38 EC/SC STANDARD DIE SETS

Size	Range (mm)	Lenght
38-06	42522	45
38-08	8-18	
38-11	11-21	
38-14	14-24	
38-17	17-27	
38-20	20-30	55
38-23	23-33	
38-26	26-36	
38-30	30-40	75
38-34	34-44	
38-39	39-49	85
38-45	45-55	
38-51*	51-63	

*Max. Ferrule diameter before crimping 63 mm

Quick Change Set: including storage rack and handle.

Solid Stand with ability to mount the Quick Change set and machine

Foot pedal only for SC version

ECKERLE HYDRAULIC DIVISION

ALÜMİNYUM GÖVDELİ İÇTEN DİŞLİ POMPALAR

Ürün Kodu	P Maks. Anlık bar	P Maks. 10sn bar	P Sürekli bar	Hız (nom.) d/d	Verim (ηv)	Pomba ses şid. dB[A]	Deplas. cm³/dev
EIPS 2-004 RK04	300	320	250	200-4000	91	55	4
EIPS 2-005 RA04							5,4
EIPS 2-006 RA04					92	56	6,4
EIPS 2-008 RA04					93	58	7,9
EIPS 2-011 RA04				200-3600		59	10,9
EIPS 2-013 RA04					94	60	13,3
EIPS 2-016 RA04					95	61	15,8
EIPS 2-019 RA04	325	300		100-3000		62	19,3
EIPS 2-022 RA04						63	22,2
EIPS 2-025 RA04	300	280				64	25,2
EIPC 3-032 RA04	350	320	250	200-3000	94	64	32,1
EIPC 3-032 RK23							
EIPC 3-040 RK23	325	300		100-2500	95	65	40,1
EIPC 3-050 RK23	300	280		100-1800		66	50,3
EIPC 3-064 RA23				100-1800		66	64,4
EIPC 5-064 RA23	250	230	210	100-3000	94	69	65,3
EIPC 5-080 RA04					95	70	80,4
EIPC 5-100 RA04				100-2500		71	100,5
EIPC 6-125 RA04	300	280	250	400-2500	94	76	125,7
EIPC 6-160 RA04				400-2000		77	160,1

ALÜMİNYUM GÖVDELİ İÇTEN DİŞLİ POMPALAR

Ürün Kodu	P Maks. Anlık bar	P Maks. 10sn bar	P Sürekli bar	Hız (nom.) d/d	Verim (ηv)	Pomba ses şid. dB[A]	Deplas. cm³/dev
EIPS 2-005 LD34-11	300	320	250	200-4000	91	55	5,4
EIPS 2-008 LD34-11					93	58	7,9
EIPS 2-011 LD34-11				200-3600		59	10,9
EIPS 2-013 LD34-11					94	60	13,3
EIPS 2-016 LD34-11					95	61	15,8
EIPS 2-019 LD34-11	325	300		100-3000		62	19,3
EIPS 2-022 LD34-11						63	22,2

DÖKÜM GÖVDELİ İÇTEN DİŞLİ POMPALAR

Ürün Kodu	P Maks. Anlık bar	P Maks. 10sn bar	P Sürekli bar	Hız (nom.) d/d	Verim (ηv)	Pomba ses şid. dB[A]	Deplas. cm³/dev
EIPH 2-004 RK03	400	350	330	400-4000	91	54	4
EIPH 2-005 RK03							5,4
EIPH 2-008 RK03				400-3600	93	57	7,9
EIPH 2-011 RK03						58	10,9
EIPH 2-013 RK03					94	59	13,3
EIPH 2-016 RK03					95	60	15,6
EIPH 2-019 RK03	325	300	300	400-3000		61	19,3
EIPH 2-022 RK03			250			62	22,2
EIPH 2-025 RK03	300	280				63	25,2
EIPH 3-032 RK23	400	350	330	400-2800	94	64	32,1
EIPH 3-040 RK23	325	300	250	400-2200	95	65	40,1
EIPH 3-050 RK23	300	280	250	400-1800		66	50,3
EIPH 3-064 RK23							64,6
EIPH 6-040 RK23	350	340	330	400-2200	96	72	40,8
EIPH 6-050 RK23						73	50,6
EIPH 6-064 RK23	340	330	315			74	65,3
EIPH 6-080 RK23			300	400-2000	95	75	80
EIPH 6-100 RK23						76	101,2
EIPH 6-125 RK23	320	300	280		94		125,7
EIPH 6-160 RK23				400-1800		77	160,1
EIPH 6-200 RK23	300	270	250		93		200,9
EIPH 6-250 RK23	250	250	210			78	249,9

Ürün Kodu	
EIPS 2,3 - EIPH 2,3	İçten Dişli Pompa Sızdırmazlık Kiti

H SERİSİ (DÜŞÜK BASINÇ) DİYAFRAMLI AKÜLER			
Cinsi H	Hacim (Lt)	Maks. Basınç (bar)	Hidrolik Giriş Portu
H 100R	0,15	250	M18*1,5
H 350R	0,35		
H 500R	0,45		
H 700R	0,7		
H 1000R	1		
H 1400R	1,4		
H 2000R	2		
H 4000R	3,8	210	M3/4" BSP

HST SERİSİ (YÜKSEK BASINÇ) DİYAFRAMLI AKÜLER			
Cinsi HST	Hacim (Lt)	Maks. Basınç (bar)	Hidrolik Giriş Portu
HST 0.05	0,05	300	3/8" BSP
HST 0.1	0,12		M18*1,5
HST 0.35	0,35		
HST 0.5	0,5		
HST 0.7	0,7		
HST 0.8	0,8		
HST 1.3	1,3		
HST 1.5	1,5		
HST 2.3	2,3		

Not: HSTX/150-210 bar paslanmaz AISI 316 L seri fiyatlarını sorunuz...

AKÜ KELEPÇELERİ	
Kodu	Bağlantı Çapı
CR 114	114 mm-118 mm
CR 168	168 mm-172 mm
CR 223	223 mm-225 mm
AKÜ BRAKETLERİ	
MCR 168	168 mm
MCR 223	223 mm



AKÜ BAĞLANTI REDÜKSİYONLARI	
Kodu	Ölçü
VS 21	M18*1,5 -1/2"
VS 34	11/4" - 3/4"
VS 214	2"-11/4"
VS 234	2"-3/4"

AKÜ BAĞLANTI NİPELLERİ	
Kodu	Ölçü
NS 15	M18*1,5 -3/8"
NS 21	M18*1,5 -1/2"

AKÜ KELEPÇELERİ	
Kodu	Bağlantı Çapı
CRE 70	70 mm
CRE 92	92 mm
CRE 115	115 mm
CRE 138	138 mm

AKÜ DOLUM APARATI	
Kodu	Bağlantı Çapı
AR 6	0-400 Bar

AKÜ EMNİYET BLOKLARI									
Cinsi SB	Execution	FOX recommed Accumulators	Akümülatör Giriş Portu	Hidrolik Giriş Portu	Hole diameter for	Debi	Dimension		
							L	H	P
SB1	Manual	Seviye 1 L to 10 L	3/4" BSP-Erkek	1/2" BSP-Dişi	10 mm	55 lt./dk ~10m/s	180	60	60
SB1E	Electrical						225		
SB2	Manual		1-1/4" BSP-Erkek				180		
SB2E	Electrical						225		
SB3	Manual	Seviye 10 L to 50 L	2" BSP-Erkek				180		
SB3E	Electrical						225		
SB4	Manual	Seviye 2,5 L to 10 L	1-1/4" BSP-Erkek	3/4" BSP-Dişi	20 mm	190 lt./dk ~10m/s	255	140	70
SB4E	Electrical						310		
SB5	Manual	Seviye 20 L to 50 L	2" BSP-Erkek				255		
SB5E	Electrical						310		
SB6/BS32	Manual			1-1/2" BSP-Dişi	32	295 lt./dk ~6m/s	168	100	120
SB6E/BS32	Electrical						168		

Version: Execution with manual command or manuel and electric. Standard execution electrovalve NO, 24V. Other execution on resquet.

HTR SERİSİ (DÜŞÜK BASINÇ) BALONLU AKÜLER			
Cinsi HTR	Hacim (Lt)	Maks. Basınç (bar)	Hidrolik Giriş Portu
HTR 0,35	0,35	250	M18*1,5
HTR 0,70	0,7		
HTR 0,70/310	0,7	310	M18*1,5
HTR 1,5	1,5	250	3/4 BSP özel
HTR 1,5/310	1,5	310	M18*1,5
HTR 2,5	2,5	250	3/4 BSP
HTR 2,5/310		310	
HTR 4,5	4,5	210	1-1/4 BSP
HTR 6,5	6,5		
HTR 10	10		
HTR 20	20	150	2" BSP
HTR 35	35		
HTR 50	50		

HTR SERİSİ 250 Bar (NBR) YEDEK AKÜ BALONLARI	
Cinsi SHTR	Hacim (Lt)
SHTR 0,35	0,35
SHTR 0,70	0,7
SHTR 1,5	1,5
SHTR 2,5	2,5
SHTR 4,5	4,5
SHTR 6,5	6,5
SHTR 10	10
SHTR 20	20
SHTR 35	35
SHTR 50	50

HB SERİSİ (YÜKSEK BASINÇ) BALONLU AKÜLER			
Cinsi HB	Hacim (Lt)	Maks. Basınç (bar)	Hidrolik Giriş Portu
HB 2.5	2,5	330	1 1/4" BSP
HB 4.5	4		
HB 6	6		
HB 10	10		
HB 20	18,5		2" BSP
HB 25	25		
HB 35	33,5		
HB 50	49		

HB SERİSİ 330 Bar (NBR) YEDEK AKÜ BALONLARI	
Cinsi SHB	Hacim (Lt)
SHB 1.5	1,5
SHB 2.5	2,5
SHB 4.5	4,5
SHB 5	5
SHB 6	6
SHB 10	10
SHB 20	20
SHB 25	25
SHB 35	35
SHB 50	50

HP SERİSİ PİSTONLU AKÜLER Maks. Basınç (Bar) 250			
Cinsi HP	Hacim (Lt)	Hidrolik Giriş Portu	Maks.Flow Debi (Lt/dk)
HP 80-1	1	1/2" BSP	120
HP 80-1,5	1,5		
HP 100-1	1	3/4" BSP	180
HP 100-2	2		
HP 100-3	3		
HP 100-4	4		
HP 100-5	5		
HP 100-6	6		
HP 180-10	10	1 1/2" BSP	900
HP 180-15	15		
HP 180-20	20		
HP 180-25	25		
HP 180-30	30		
HP 180-35	35		
HP 250-20	20	2 " BSP	1700
HP 250-30	30		
HP 250-40	40		
HP 250-50	50		
HP 250-60	60		

AKÜ AZOT GAZI DOLUM	
Hacim (bar)	0-100 bar
0,35 lt.-1,5 lt.	
1,5 lt.-5 lt.	
10 lt.-20 lt.	
25 lt.-50 lt.	

Cinsi	Kontak-Açıklama	Diş Ölçüsü	Basınç Aralığı (bar)
WF4 AYARLANABİLİR VAKUM SWİTCHLER			
WF41/P3-P1	NO/NC Ayarlanabilir	1/4" BSP	0,1-0,8
WF4L1 /M2			
F3S AYARLANABİLİR BASINÇ ŞALTER			
F3S1/M2	NO-NC	1/4" BSP	0,05-0,5
F3S2/M2			0,1-1
F3S3/M2			0,5-5
F3S4/M2			1-10
K4/P1 AYARLANABİLİR BASINÇ ŞALTER			
K4SAF0/P1	NO Ayarlanabilir	1/8" BSP	1-12
K4SCF0/P1	NC Ayarlanabilir		
K4TAF0/P1	NO		5-50
K4TAF1/P1		1/4" BSP	
K4TCF1/P1	NC		
K4VAF1/P1	NO Ayarlanabilir		10-100
K4VCF1/P1	NC		
K4ZAF1/P1	NO Ayarlanabilir		20-200
K4ZCF1/P1	NC		
K4YAF5/P1	NA	1/4" NPT	50-400
K4YCF1/P1	NC Ayarlanabilir	1/4" BSP	
F4 AYARLANABİLİR BASINÇ ŞALTER			
F4R0/M2	NO-NC	1/8" BSP	0,2-2,5
F4R1/P3-P1			
F4R1/M2			
F4R1/M3			
F4S1/P3-P1			1-12
F4S1/M2			
F4S1/M3			
F4T1/P3-P1			5-50
F4T1/M2			
F4T1/M3			
F4V1/P3-P1			10-100
F4V1/M2			
F4V1/M3			
F4Z1/P3-P1			20-200
F4Z1/M2			
F4Z1/M3			
F4Y1/P3-P1			50-400
F4Y1/M2			
F4Y1/M3			
K5P HİDROLİK BASINÇ ŞALTERİ			
K53P	NO-NC	1/4" BSP	2-40
K54P			5-100
K55P			20-200
K57P			30-300
K59P			40-400
B6 MODÜLER PLEYT	CETOP 3	NG 6	350
B10 MODÜLER PLEYT	CETOP 5	NG 10	350
F5 SERİSİ AYARLANABİLİR BASINÇ ŞALTER			
F53U	NO/NC Ayarlanabilir	1/4" BSP	5-50
F55U			15-150
F57U			30-300
TT6 SICAKLIK TRANSDÜSERİ			
TT4-1	12-28 VDC - 4-20mA	1/2" BSP	0-100 °C
TM6 TEK KONTAKLI TERMOSTAT			
TM44-A1	40°	1/2" BSP	200
TM46-A1	60°		
TM64-A1	40°		
TM65-A1	50°		
TM66-A1	60°		
TM67-A1	70°		

LV & LVSE SEVİYE GÖSTERGESİ VE ŞALTERİ DİŞ ÖLÇÜSÜ M12

Cinsi	Kontak Açıklama	Basınç Bar
LVT2 Termost.	Sıc. Seviye Göstergesi	127 mm
LVT3 Termost.		254 mm
LVSE2	Seviye Şalteri NO-NC	127 mm
LVSE3		254 mm

LG1 SEVİYE ŞALTERİ

Cinsi	Kontak Açıklama	Diş Ölçüsü	Basınç Bar
LG1-150	NA	1"	150 mm
LG1-250			250mm
LG1-300			300 mm
LG1-400			400 mm
LG1-500			500 mm
LG1-600			600 mm

TR4 BASINÇ TRANSDÜSERİ

TR41-2-M3	4-20 mA	1/4" BSP	0-10
TR41-3-M3	0-10 V		
TR42-2-M3	4-20 mA		0-20
TR42.3-M3	0-10 V		
TR43-2-M2	4-20 mA		0-50
TR43-2-M3	4-20 mA		
TR43-3-M3	0-10 V		
TR44-2-M2	4-20 mA		0-100
TR44-2-M3	4-20 mA		
TR44-3-M3	0-10 V		
TR45-2-M2	4-20 mA		0-200
TR45-3-M3	0-10 V		
TR48.2-M3	4-20 mA		0-350
TR49-2-M2	4-20 mA		0-400
TR49-2-M3	0-10 V		
TR49-3-M3	0-10 V		

TR5 BASINÇ TRANSDÜSERİ

TRW5-2	4-20 mA	1/4" BSP	(-1)-(+1)
TR53-2	4-20 mA		0-50
TR53-3	0-10 V		
TR54-2	4-20 mA		0-100
TR54-3	0-10 V		
TR55-2	4-20 mA		0-200
TR55-33	0-10		
TR59-2	4-20 mA		0-400
TR59-3	0-10 V		

KLV5 SERİSİ DİJİTAL GÖSTERGELİ ELEKTRONİK BASINÇ ŞALTERİ 1/4" BSPF

Cinsi	Açıklama	P max	bar
KLV50.1	B NO+NC	7.5	0-2
KLV50		12	0-5
KLV51		25	0-10
KLV52	C NC+NC	50	0-20
KLV53		120	0-50
KLV54		250	0-100
KLV55	D NO+NO	500	0-200
KLV59		600	0-400
KLV59.6		800	0-600

Power supply: 10>30 V DC
Electric Connection M12x1 or DIN 30x30(4pin)

TT4 SICAKLIK TRANSDÜSERİ

Cinsi	Kontak Açıklama	Diş Ölçüsü	Sıcaklık Aralığı
TT4-1	12-28 VDC, 4-20 ma	1/2"	0-100 °C

AYARLI AKIŞ SENSÖRLERİ 1/2" (4-20 Ma) - (0-10 V)

Cinsi	Çalışma Aralığı (lt/dak.)
ZV1	(SU 0,2>1) - (HAVA 6>30)
ZV2	(SU 0,4>1,6) - (HAVA 12>48)
ZV3	(SU 1>4) - (HAVA 30>120)
ZV4	(SU 2>8) - (HAVA 60>240)
ZV5	(SU 4>15) - (HAVA 120>450)
ZV6	(SU 6>20) - (HAVA 160>620)

FL SERİSİ DİJİTAL VAKUM VE BASINÇ ŞALTERLERİ

Cinsi	Diş Ölçüsü	Basınç Bar
FLW4	1/8" BSP	-1>1
FL41		0>10

ATR141 ELEKTRONİK BASINÇ ŞALTERİ VE MANOMETRESİ PANEL BAĞLANTI

Cinsi	Kontak Açıklama	Basınç Bar
ATR141	24V	0-400
KD54	22-29 VDC/ 16-21 VAC	0-100
KD55		0-200
KD59		0-400

GEMELS
INDUSTRIAL VALVES

İKİ YOLLU (DİŞİ) MİNİ ve PLEYT TİPİ KÜRESEL VANALAR (KARBON ÇELİK)			
Stok kodu BSP/DIN/ISO 228	Ürün kodu	Norm DIN	Maks. Basınç
G12GGT15011A000	GEM G1/4" MINI 1111AB-DN6	DN 6	500
GP200T15011A000	GPK2 1/4" 1111AB-DN6		

GEM (Mini Vana)

GPK2

İKİ YOLLU (DİŞİ) KÜRESEL VANALAR (KARBON ÇELİK)			
Stok kodu BSP/DIN/ISO 228	Ürün kodu	Norm DIN	Maks. Basınç
GE2 GGT150 11A000	GE2 G1/4" 1111AB-DN6	DN 6	500
GE2 GGT250 11A000	GE2 G3/8" 1111AB-DN10	DN 10	
GE2 GGT350 11A000	GE2 G1/2" 1111AB-DN13	DN 13	
GE2 GGT440 11A000	GE2 G3/4" 1111AB-DN20	DN 20	400
GE2 GGT530 11A000	GE2 G1" 1111AB-DN25	DN 25	350
GE2 GGR630 11A000	GE2 G1-1/4"R 1111AB-DN25	DN 25	
GB2 GGT630 21A000	GB2 G1-1/4" 2211AB-DN32	DN 32	
GE2 GGR730 11A000	GE2 G1-1/2"R 1111AB-DN25	DN 25	
GB2 GGT730 21A000	GB2 G1-1/2" 2211AB-DN40	DN 40	
GB2 GGR830 21A000	GB2 G2"R 2211AB-DN40	DN 40	
GB2 GGT830 21A000	GB2 G2" 2211AB-DN50	DN 50	

ÜÇ YOLLU (Dişi) KÜRESEL VANALAR (Karbon çelik)			
Stok kodu BSP/DIN/ISO 228	Ürün kodu	Norm DIN	Maks. Basınç
GE3GGT140 11A000	GE3L G1/4" 1111AB-DN6	DN 6	400
GE3GGT240 11A000	GE3L G3/8" 1111AB-DN10	DN 10	
GE3GGT330 11A000	GE3L G1/2" 1111AB-DN13	DN 13	350
GE3GGT430 11A000	GE3L G3/4" 1111AB-DN20	DN 20	400
GE3GGT530 11A000	GE3L G1" 1111AB-DN25	DN 25	350
GE3GGR630 11A000	GE3L G1-1/4"R 1111AB-DN25	DN 25	350
GB3GGT63021A000	GE3L G1-1/4" 2211AB-DN32	DN 32	
GE3GGR730 11A000	GE3L G1-1/2"R 1111AB-DN25	DN 25	
GB3GGT73021A000	GE3L G1-1/2" 2211AB-DN40	DN 40	
GB3GGT83021A000	GE3L G2" 2211AB-DN50	DN50	

SHUTTLE VALVES BSP SERVİS VANALARI				
Item Code	Description	Batch	Batch	Batch
GEVGGT120110000	GEV G1/4" DN6 PN250 CS	Adet 1-9 arası	Adet 10-49	>50 den
GEVGGT220110000	GEV G3/8" DN10 PN250 CS			
GEVGGT320110000	GEV G1/2" DN13 PN250 CS			
GEVGGT420110000	GEV G3/4" DN20 PN250 CS		Adet 10-29	>30 den
GEVGGT520110000	GEV G1" DN25 PN250 CS			

HEMA ENDÜSTRİ A.Ş.

DİŞLİ POMPALAR 2018

SIRA NO	0P1 SERİSİ POMPA NUMARASI	(cm3/devir)	Debi 1500 Dev / dk	Maks. Basınç(Bar)
1	0P1.103 ABP1 / 101	1,2	1,5	280
2	0P1.103 CBP1 / 102			
4	0P1.106 ABP1 / 120	2,2	2,9	280
5	0P1.106 CBP1 / 121			
6	0P1.108 ABP1 / 122	2,9	3,9	280
7	0P1.108 CBP1 / 123			

SIRA NO	0,5P SERİSİ POMPA NUMARASI	(cm3/devir)	Debi 1500 Dev / dk	Maks. Basınç(Bar)
8	0.5P.011.AB3/061	1,1	1,6	210
9	0.5P.011.CB3/071			
10	0.5P.016.AB3/062	1,6	2,2	210
11	0.5P.016.CB3/072			
12	0.5P.021.AB3/063	2,1	2,9	210
13	0.5P.021.CB3/073			
14	0.5P.026.AB3/064	2,6	3,7	210
15	0.5P.026.CB3/074			
16	0.5P.030.AB3/065	3	4,2	210
17	0.5P.030.CB3/075			
18	0.5P.037.AB3/066	3,7	5,2	190
19	0.5P.037.CB3/076			
20	0.5P.042.AB3/067	4,2	5,9	180
21	0.5P.042.CB3/077			
22	0.5P.048.AB3/068	4,8	6,8	180
23	0.5P.048.CB3/078			
24	0.5P.058.AB3/069	5,8	8,2	170
25	0.5P.058.CB3/079			
26	0.5P.075.AB3/070	7,5	10,6	170
27	0.5P.075.CB3/080			

SIRA NO	1PN SERİSİ POMPA NUMARASI	(cm3/devir)	Debi 1500 Dev / dk
28	1PN.040 ABT1 / 067	4,0	5,7
29	1PN.040 CBT1 / 068		
30	1PN.039 AB15 / 142	4,0	5,7
31	1PN.039 CB15 / 143		
32	1PN.061 AB2 / 069	6,1	8,7
33	1PN.061 CB2 / 070		
34	1PN.060 AB15 / 144	6,1	8,7
35	1PN.060 CB15 / 145		
36	1PN.082 AB12 / 146	8,2	11,8
37	1PN.082 CB12 / 031		
38	1PN.095 AB15 / 179	9,5	13,1
39	1PN.095 CB15 / 180		
40	1PN.119 AB11 / 003	11,9	17,1
41	1PN.119 CB11 / 012		
42	1PN.140 AB11 / 059	14,0	20,1
43	1PN.140 CB11 / 060		
44	1PN.146 AB11 / 013	14,6	21.0
45	1PN.146 CB11 / 081		
46	1PN.168 AB11 / 061	16,8	24,1
47	1PN.168 CB11 / 062		
48	1PN.192 AB11 / 063	19,2	27,2
49	1PN.192 CB11 / 064		
50	1PN.229 AB11 / 065	22,9	32,9
51	1PN.229 CB11 / 066		
52	1PN.281 AB13 / 004	28,1	40,4
53	1PN.281 CB13 / 005		

HEMA YIL İÇİNDE FİYAT DEĞİŞİKLİĞİNE GİDEBİLİR; LÜTFEN GÜNCEL FİYATLARI FİRMAMIZDAN KONTROL EDİNİZ.

HEMA ENDÜSTRİ A.Ş.

DİŞLİ POMPALAR 2018

SIRA NO	1P SERİSİ TANDEM POMPA Numarası	(cm3/devir)	Debi 1500 (Dev/dk)
54	1P1.136 / 124 ABTÖ5K / 276	11,9 / 8,2	17,1 / 11,8
55	1P1.136 / 124 CBTÖ5K / 277		
56	1P1.136 / 124 AGTÖ5K / 178		
57	1P1.144 / 144 AG7K / 674	14,0 / 14,0	20,1 / 20,1
58	1P1.172 / 144 CBT8K / 693	22,9 / 14,0	32,9 / 20,1
59	1P1.172 / 172 CBT8K / 694	22,9 / 22,9	32,9 / 32,9

*SORUNUZ

SIRA NO	TANDEM POMPA ARA PLAKA SETLERİ
60	0 P1 / 0 P1
61	1 PN / 0 P1
62	1 PN / 1 PN
63	2 P1 / 0 P1
64	2 P1 / 1 PN
65	2 P1 / 2 P1
66	3 P1 / 2 P1

*SORUNUZ

SIRA NO	POMPA TAMİR TAKIMI
103	0 P1 SERİSİ
104	1 P1 SERİSİ
105	1 PN SERİSİ
106	1 PA SERİSİ
107	1 PH SERİSİ
108	2 P1 SERİSİ
109	3 P1 SERİSİ

SIRA NO	2P SERİSİ POMPA Numarası	(cm3/devir)	Debi 1500 Dev / dk	Maks. Basınç(Bar)
67	2P1.3105 SABP1 / 450	33,3	47,7	250
68	2P1.3105 SCBP1 / 451			
69	2P1.3105 SAB7 / 119			
70	2P1.3105 SCB7 / 121			
71	2P1.3120 SABP1 / 452	37,8	54,5	210
72	2P1.3120 SCBP1 / 453			
73	2P1.3120 SAB7 / 118			
74	2P1.3120 SCB7 / 122			
75	2P1.3135 SABP1 / 454	42,6	64.0	210
76	2P1.3135 SCBP1 / 455			
77	2P1.3135 SAB7 / 123			
78	2P1.3135 SCB7 / 124			
79	2P1.3146 SABP1 / 456	45,4	66,5	210
80	2P1.3146 SCBP1 / 457			
81	2P1.3158 SABP / 458	49,4	71,8	210
82	2P1.3158 SCBP / 459			
83	2P1.3158 SAB7 / 370			
84	2P1.3158 SCB7 / 371			
85	2P1.3180 SABP / 460	56,1	81,5	175
86	2P1.3180 SCBP / 461			
87	2P1.3180 SAB7 / 369			
88	2P1.3180 SCB7 / 372			

SIRA NO	3P SERİSİ POMPA Numarası	(cm3/devir)	Debi 1500 Dev / dk	Maks. Basınç(Bar)
89	3P1.4150 SABP / 344	47.0	68,2	248
90	3P1.4150 SCBP / 345			
91	3P1.4180 SABP / 346	56,1	81,8	248
92	3P1.4180 SCBP / 347			
93	3P1.4210 SABP / 348	65,1	95,5	248
94	3P1.4210 SCBP / 349			
95	3P1.4250 SABP / 350	77.0	113,7	248
96	3P1.4250 SCBP / 351			
97	3P1.4300 SABP / 352	91,9	136,4	207
98	3P1.4300 SCBP / 353			
99	3P1.4330 SABP / 354	101,5	150	193
100	3P1.4330 SCBP / 355			
101	3P1.4380 SABP / 356	116,7	173	172
102	3P1.4380 SCBP / 357			

HEMA YIL İÇİNDE FİYAT DEĞİŞİKLİĞİNE GİDEBİLİR; LÜTFEN GÜNCEL FİYATLARI FİRMAMIZDAN KONTROL EDİNİZ.

HEMA ENDÜSTRİ A.Ş.

1 PA SERİSİ ORTA BASINÇ POMPALARI (ALÜMİNYUM KAPAKLI)

SIRA NO	1 PA SERİSİ POMPA NUMARASI	Maks.Basınç (Bar)	(cm3/devir)	Debi 1500 (Dev/dk)
110	1PA.A04.AB12 / 001	175	4,0	5,7
111	1PA.A04.CB12 / 002			
112	1PA.A06.AB12 / 003		6,1	8,7
113	1PA.A06.CB12 / 004			
114	1PA.A08.AB12 / 005		8,2	11,8
115	1PA.A08.CB12 / 006			
116	1PA.A09.AB12 / 007		9,5	13,6
117	1PA.A09.CB12 / 008			
118	1PA.A12.AB11 / 009		11,9	17,1
119	1PA.A12.CB11 / 010			
120	1PA.A15.AB11 / 011		14,6	20,1
121	1PA.A15.CB11 / 012			
122	1PA.A17.AB11 / 013		17,0	24,1
123	1PA.A17.CB11 / 014			
124	1PA.A19.AB11 / 015		19,2	27,3
125	1PA.A19.CB11 / 016			
126	1PA.A23.AB11 / 017		22,9	32,9
127	1PA.A23.CB11 / 018			

1PN SERİSİ MODÜLER TANDEM ÖN POMPALAR

SIRA NO	F1PN - F2P1 SERİSİ POMPA NUMARASI	Maks.Basınç (Bar)	(cm3/devir)	Debi 1500 (Dev/dk)
1	F1PN 040 CB12/002	250	4,0	5,7
2	F1PN 061 CB12/004		6,1	8,7
3	F1PN 082 CB12/006		8,2	11,8
4	F1PN 095 CB12/008		9,5	13,1
5	F1PN 119 CB11/010		11,9	17,1
6	F1PN 140 CB11/012		14,0	20,1
7	F1PN 168 CB11/014		16,8	24,1
8	F1PN 192 CB11/039		19,2	27,2
9	F1PN 229 CB11/017	210	22,9	32,9
10	F1PN 281 CB13/019	175	28,1	40,4
11	F2P1 3105 ABP1/003	250	33,3	47,7
12	F2P1 3105 CBP1/004			
13	F2P1 3120 ABP1/007	210	37,8	54,5
14	F2P1 3120 CBP1/008			
15	F2P1 3135 ABP1/011		42,6	64,0
16	F2P1 3135 CBP1/012			
17	F2P1 3146 ABP1/015		45,4	66,5
18	F2P1 3146 CBP1/016			
19	F2P1 3158 ABP1/017		49,4	71,8
20	F2P1 3158 CBP1/018			
21	F2P1 3180 ABP1/021	175	56,1	81,5
22	F2P1 3180 CBP1/022			



1PN SERİSİ MODÜLER TANDEM ARKA POMPALAR

SIRA NO	R 1PN SERİSİ POMPA NUMARASI	Maks.Basınç (Bar)	(cm3/devir)	Debi 1500 (Dev/dk)
1	R1PN 040 CX12/021	250	4,0	5,7
2	R1PN 061 CX12/023		6,1	8,7
3	R1PN 082 CX12/025		8,2	11,8
4	R1PN 095 CX12/027		9,5	13,1
5	R1PN 119 CX11/029	250	11,9	17,1
6	R1PN 140 CX11/031		14,0	20,1
7	R1PN 168 CX11/033		16,8	24,1
8	R1PN 192 CX11/040		19,2	27,2
9	R1PN 229 CX11/036	210	22,9	32,9
10	R1PN 281 CX13/038	175	28,1	40,4

HEMA YIL İÇİNDE FİYAT DEĞİŞİKLİĞİNE GİDEBİLİR; LÜTFEN GÜNCEL FİYATLARI FİRMAMIZDAN KONTROL EDİNİZ.

HIKA HYDRAULICS

ÇEK VALFLER

Kodu	Ölçü	Debi (Lt/dk)	Maks. Basınç Bar
HCV-06-1B	1/4"	15	400
HCV-08-1B	3/8"	30	
HCV-10-1B	1/2"	50	
HCV-15-1B	3/4"	90	
HCV-20-1B	1"	150	350
HCV-25-1B	1-1/4"	200	
HCV-30-1B	1-1/2"	300	300


ERKEK-DIŞI ÇEK VALFLER

Kodu	Ölçü	Debi (Lt/dk)	Maks. Basınç Bar
HCE-06-1B	1/4"	15	400
HCE-08-1B	3/8"	30	
HCE-10-1B	1/2"	50	
HCE-15-1B	3/4"	90	
HCE-20-1B	1"	150	350
HCE-25-1B	1-1/4"	200	
HCE-30-1B	1-1/2"	300	300


BİLYA TİP ÇEK VALFLER

Kodu	Ölçü	Debi (Lt/dk)	Maks. Basınç Bar
HCB-06-1B	1/4"	15	400
HCB-08-1B	3/8"	30	
HCB-10-1B	1/2"	50	


PİLOT UYARILI ÇEK VALFLER

Kodu	Ölçü	Debi (Lt/dk)	Maks. Basınç Bar	Pilot oranı
HPCV-06-1B	1/4"	15	350	1:5.3
HPCV-08-1B	3/8"	30		1:4.4
HPCV-10-1B	1/2"	50		1:4.2
HPCV-15-1B	3/4"	90	300	1:4.0
HPCV-20-1B	1"	150		4:4.1


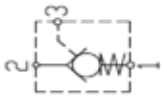

HIZ AYAR VALFLERİ - ÇEK VALFLİ

Kodu	Ölçü	Debi (Lt/dk)	Maks. Basınç Bar
HKCV-06-1B	1/4"	15	400
HKCV-08-1B	3/8"	30	
HKCV-10-1B	1/2"	50	300
HKCV-15-1B	3/4"	80	
HKCV-20-1B	1"	150	
HKCV-25-1B	1-1/4"	200	250
HKCV-30-1B	1-1/2"	300	200


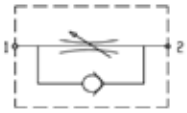

HIZ AYAR VALFLERİ - ÇEK VALFSİZ

Kodu	Ölçü	Debi (Lt/dk)	Maks. Basınç Bar
HKV-06-B	1/4"	15	400
HKV-08-B	3/8"	30	
HKV-10-B	1/2"	50	300
HKV-15-B	3/4"	80	
HKV-20-B	1"	150	
HKV-25-B	1-1/4"	200	250
HKV-30-B	1-1/2"	300	200


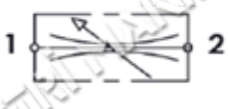

HAT TİPİ VEYA VALFLERİ

Kodu	Ölçü	Debi (Lt/dk)	Maks. Basınç Bar
HVV-06-B	1/4"	20	350
HVV-08-B	3/8"	40	
HVV-10-B	1/2"	60	


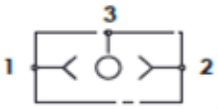

HAT TİPİ SONLAMA (END-STROK) VALFLERİ

Kodu	Ölçü	Debi (Lt/dk)	Maks. Basınç Bar
HMV-06-B	1/4"	40	350
HMV-08-B	3/8"		
HMV-10-B	1/2"	60	300


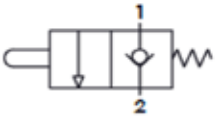

HORTUM PATLAMA TAKIM

Kodu	Ölçü	Debi (Lt/dk)	Maks. Basınç Bar
HP-06B-C	1/4"	25	350
HP-08B-C	3/8"	50	
HP-10B-C	1/2"	80	
HP-15B-C	3/4"	150	


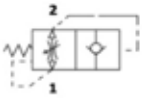

HORTUM PATLAMA KATRIÇLERİ

Kodu	Ölçü	Debi (Lt/dk)	Maks. Basınç Bar
HPK-06B-C	1/4"	25	350
HPK-08B-C	3/8"	80	
HPK-10B-C	1/2"	80	
HPK-15B-C	3/4"	150	


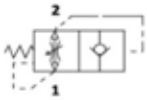

HIKA HYDRAULICS

HAT TİPİ TEK ETKİLİ KİLİT VALFLERİ

Kodu	Ölçü	Debi (Lt/dk)	Maks. Basınç Bar
HTK-06B-C	1/4"	15	320
HTK-08B-C	3/8"	35	
HTK-10B-C	1/2"	45	300
HTK-15B-C	3/4"	70	

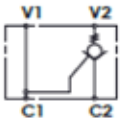

HAT TİPİ ÇİFT ETKİLİ (İKİZ) KİLİT VALFLERİ

Kodu	Ölçü	Debi (Lt/dk)	Maks. Basınç
HCK-06B-C	1/4"	15	320
HCK-08B-C	3/8"	35	
HCK-10B-C	1/2"	45	300
HCK-15B-C	3/4"	70	

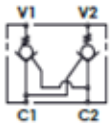

HAT TİPİ TEK ETKİLİ (SOMUNLU) KİLİT VALFLERİ

Kodu	Ölçü	Debi (Lt/dk)	Maks. Basınç Bar
RTK-06B-C	1/4"	15	320
RTK-08B-C	3/8"	35	

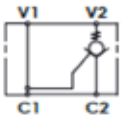

HAT TİPİ ÇİFT ETKİLİ (SOMUNLU) KİLİT VALFLERİ

Kodu	Ölçü	Debi (Lt/dk)	Maks. Basınç
RCK-06B-C	1/4"	15	320
RCK-08B-C	3/8"	35	

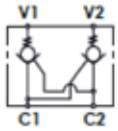

HAT TİPİ İKİZ EMNİYET VALFLERİ

Kodu	Ölçü	Debi (Lt/dk)	Maks. Basınç Bar
HDEV-08B-C	3/8"	40	350
HDEV-10B-C	1/2"	80	

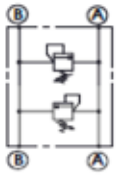

HAT TİPİ DİREKT BASINÇ EMN. VALFLERİ

Kodu	Ölçü	Debi (Lt/dk)	Maks. Basınç Bar	Basınç Aralığı Bar
BEV4020-08-C	3/8"	40	350	20-200
BEV4020-10-C	1/2"			
BEV8020-10-C		80		
BEV8020-15-C	3/4"			
BEV12020-15-C		120		
BEV12020-20-C	1"			

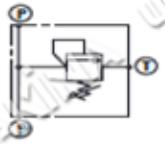

KARE TİP 90° ÖN DOLUM VALFLERİ

Kodu	Ölçü	Debi (Lt/dk)	Pilot Port Ölçüsü	Maks. Basınç	Pilot Oranı
SKF-40	11/2"	300	350	G1/4"	4.3
SKF-50	2"	500		G3/8"	4.5
SKF-63	21/2"	800			4.6

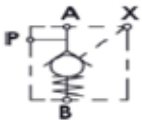

FLANŞ BAĞLANTILI YÜKSEK BASINÇ ÖN DOLUM VALFLERİ

Model	Debi (Lt/dk)	Pilot Ratio	Ölçü	Maks. Basınç
SVF-25-21CY	100	4.3	1 1/2"	400
SVF-32-21CY	160	3.6	2"	
SVF-40-21CY	250	3.3	2 1/2"	
SVF-50-21CY	400	3.8	3"	
SVF-63-21CY	630	4.2	3 1/2"	
SVF-80-21CY	1000	4,3	4"	
SVF-100-21CY	1600	4.3	5"	
SVF-125-21CY	2500	4.3	8"	
SVF-160-21CY	4000	4.2	10"	
SVF-200-21CY	7000	4.1	12"	280
SVF-250-21CY	15000	4.4	16"	

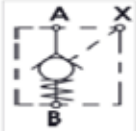

HIKA HYDRAULICS

SVF TİPİ ÖN DOLUM VALFLERİ FLANŞLARI				
Model	Dış Çap	Boru çapı	Cıvata Ölçüsü	Delik Adeti ve çapı
FGP – 25 – FGT – 25 –	126	95	M12	4 – Ø14
FGP – 32 – FGT – 32 – M16/2”	135	103,2	M16	4 – Ø18
FGP – 40 – M20/2,5” FGT – 40 – M20/2,5”	165	130	M20	4 – Ø22
FGP – 50 – M16/3” FGT – 50 – M16/3”	180	146	M16	6 – Ø18
FGP – 63 – M16/3,5” FGT – 63 – M16/3,5”	195	161	M16	8 – Ø18
FGP – 80 – M20/4” FGT – 80 – M20/4”	230	192	M20	8 – Ø22
FGP – 100 – M25/5” FGT – 100 – M25/5”	280	139	M25	10 – Ø27
FGP – 125 – M25/8” FGT – 125 – M25/8”	352	300	M25	16 – Ø27
FGP – 160 – M30/10” FGT – 160 – M30/10”	422	367	M30	24 – Ø33
FGP – 200 – M30/12” FGT – 200 – M30/12”	510	442	M30	20 – Ø33
FGP – 250 – M30/16” FGT – 250 – M30/16”	630	555	M30	24 – Ø33

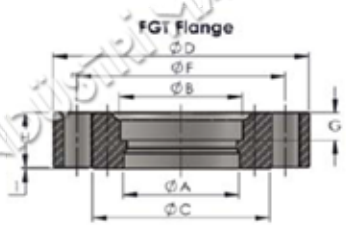

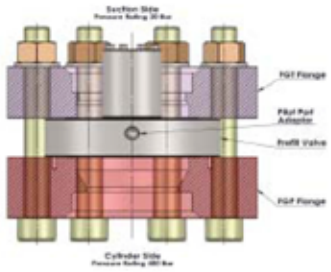

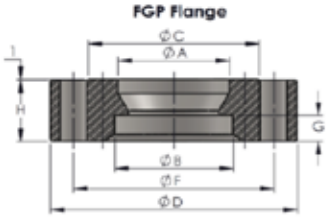

NG06 PARALEL TİP EMNİYET VALFLİ ALÜMİNYUM PLEYT	
Model	Çıkış Sayısı
MPE-06-1A	TEKLİ
MPE-06-2A	İKİLİ
MPE-06-3A	ÜÇLÜ
MPE-06-4A	DÖRTLÜ
MPE-06-5A	BEŞLİ
MPE-06-6A	ALTILI
MPE-06-7A	YEDİLİ
MPE-06-8A	SEKİZLİ
Debi (Lt/dk) 40 - Maks. Basınç Bar 210	

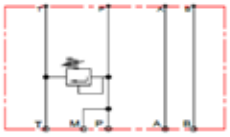

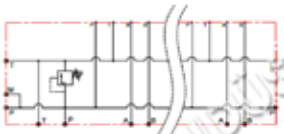

NG06 SERİ TİP EMNİYET VALFLİ ALÜMİNYUM PLEYT	
Model	Çıkış Sayısı
MSE-06-2A	İKİLİ
MSE-06-3A	ÜÇLÜ
MSE-06-4A	DÖRTLÜ
MSE-06-5A	BEŞLİ
MSE-06-6A	ALTILI
MSE-06-7A	YEDİLİ
MSE-06-8A	SEKİZLİ
Debi (Lt/dk) 40 - Maks. Basınç Bar 210	

NG06 PARALEL TİP ALÜMİNYUM PLEYT	
Model	Çıkış Sayısı
MPD-06-1A	TEKLİ
MPD-06-2A	İKİLİ
MPD-06-3A	ÜÇLÜ
MPD-06-4A	DÖRTLÜ
MPD-06-5A	BEŞLİ
MPD-06-6A	ALTILI
MPD-06-7A	YEDİLİ
MPD-06-8A	SEKİZLİ
Debi (Lt/dk) 40 - Maks. Basınç Bar 210	



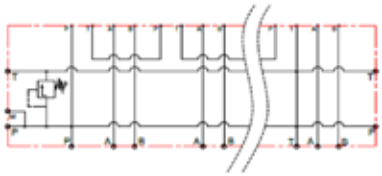



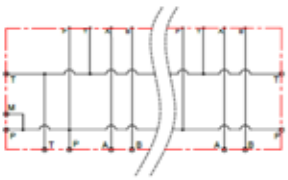

HIKA HYDRAULICS

NG06 SERİ TİP ALÜMİNYUM PLEYT	
Model	Çıkış Sayısı
MSD-06-2A	İKİLİ
MSD-06-3A	ÜÇLÜ
MSD-06-4A	DÖRTLÜ
MSD-06-5A	BEŞLİ
MSD-06-6A	ALTILI
MSD-06-7A	YEDİLİ
MSD-06-8A	SEKİZLİ
Debi (Lt/dk) 40 - Maks. Basınç Bar 210	



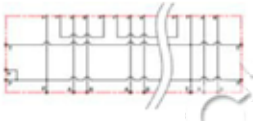

NG06 SIFIRLAMALI TİP EMNİYET VALFLİ ALÜMİNYUM PLEYT	
Model	Çıkış Sayısı
MPS-06-2A	İKİLİ
MPS-06-3A	ÜÇLÜ
MPS-06-4A	DÖRTLÜ
MPS-06-5A	BEŞLİ
MPS-06-6A	ALTILI
MPS-06-7A	YEDİLİ
MPS-06-8A	SEKİZLİ
Debi (Lt/dk) 40 - Maks. Basınç Bar 210	

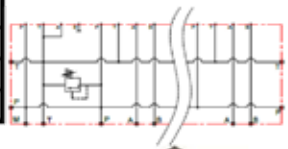

06 PLEYT KÖRLEME PLAKALI	
Model	Debi (Lt/dk)
MK06-P	PARALEL
MK06-S	SERİ
MK06G-P	MAOMETRE
MK06-C1	P-A,B-T
MK06-C2	CROSSOVER
Maks. Basınç Bar 210/350	

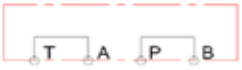

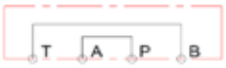

NG10 PARALEL TİP EMNİYET VALFLİ ALÜMİNYUM PLEYT	
Model	Çıkış Sayısı
MPE-10-1A	TEKLİ
MPE-10-2A	İKİLİ
MPE-10-3A	ÜÇLÜ
MPE-10-4A	DÖRTLÜ
MPE-10-5A	BEŞLİ
Debi (Lt/dk) 80 - Maks. Basınç Bar 210	

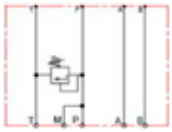

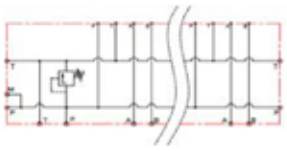

NG10 PARALEL TİP ALÜMİNYUM PLEYT	
MPD-10-1A	TEKLİ
MPD-10-2A	İKİLİ
MPD-10-3A	ÜÇLÜ
MPD-10-4A	DÖRTLÜ
MPD-10-5A	BEŞLİ
Debi (Lt/dk) 80 - Maks. Basınç Bar 210	

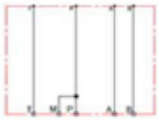

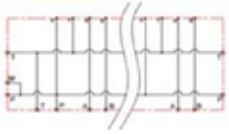

NG10 SERİ TİP EMNİYET VALFLİ ALÜMİNYUM PLEYT	
MSE-10-2A	İKİLİ
MSE-10-3A	ÜÇLÜ
MSE-10-4A	DÖRTLÜ
MSE-10-5A	BEŞLİ
Debi (Lt/dk) 80 - Maks. Basınç Bar 210	

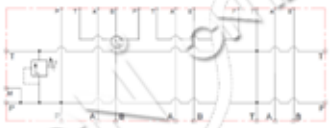

NG10 SERİ TİP ALÜMİNYUM PLEYT	
Model	Çıkış Sayısı
MSD-10-2A	İKİLİ
MSD-10-3A	ÜÇLÜ
MSD-10-4A	DÖRTLÜ
MSD-10-5A	BEŞLİ
Debi (Lt/dk) 80 - Maks. Basınç Bar 210	

NG10 SIFIRLAMALI TİP EMNİYET VALFLİ ALÜMİNYUM PLEYT	
Model	Çıkış Sayısı
MPS-10-2A	İKİLİ
MPS-10-3A	ÜÇLÜ
MPS-10-4A	DÖRTLÜ
MPS-10-5A	BEŞLİ
Debi (Lt/dk) 80 - Maks. Basınç Bar 210	





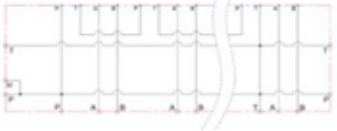

PLEYT KÖRLEME PLAKALARI	
Model	Debi (Lt/dk)
MK10P	PARALEL
MK10S	SERİ
MK10G-P	MAOMETRE ÇIKIŞLI
MK10C1	P-A,B-T CROSSOVER
MK10C2	
Maks. Basınç Bar 210/350	



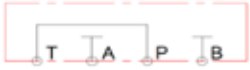

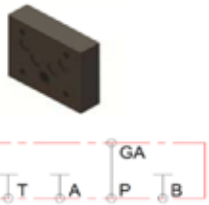

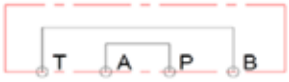

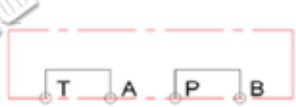

HIKA HYDRAULICS

DÖNER REKOR				
Kodu	Tanım	Kapasite (Lt/dk.)	Devir Rpm	Maks. Basınç Bar
HSR-06-B	1/4"	25	210	400
HSR-08-B	3/8"	35	170	
HSR-10-B	1/2"	60	160	300
HSR-15-B	3/4"	100	120	
HSR-20-B	1"	180	100	
HSR-25-B	11/4"	280	80	250
HSR-30-B	11/2"	350	70	200
HSR-40-B	2"	500	40	

90° DÖNER REKOR				
Kodu	Tanım	Kapasite (Lt/dk.)	Devir Rpm	Maks.Basınç Bar
HDSR-06-B	1/4"	25	210	400
HDSR-08-B	3/8"	35	170	
HDSR-10-B	1/2"	60	160	300
HDSR-15-B	3/4"	100	120	
HDSR-20-B	1"	180	100	
HDSR-25-B	11/4"	280	80	250
HDSR-30-B	11/2"	350	70	200
HDSR-40-B	2"	500	50	



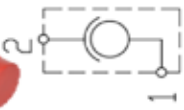

SAE 3000PSİ 60° ADAPTÖR						
Kodu	Tanım	H	I	L	T (BSPP)	Bolt - Cıvata M
SAE-301-G012	1/2"	17,5	38	39	1/2"	M8X30
SAE-302-G034	3/4"	22,3	47,6	45	3/4"	M10X35
SAE-303-G100	1"	26,2	52,4	49	1"	M10X35
SAE-304-G114	1-1/4"	30,2	58,7	55	1-1/4"	M10X40(12X40)
SAE-305-G112	1-1/2"	35,7	69,9	61	1-1/2"	M12X45(M14X45)
SAE-306-G200	2"	42,9	77,8	69	2"	M12X45(M14X45)
Maks. Basınç Bar 210						
SAE 6000PSİ 60° ADAPTÖR						
SAE-601-G012	1/2"	18,2	40,5	40	1/2"	M8X30
SAE-602-G034	3/4"	23,8	50,8	47	3/4"	M10X35
SAE-603-G100	1"	27,8	5702	56	1"	M12X40
SAE-604-G114	11/4"	31,8	66,6	61	1-1/4"	M12X45
Maks. Basınç Bar 420						
SAE 3000PSİ 24° ADAPTÖR						
SAE-301-S16	1/2"	17,5	38,1	47	24x1,5	M8X30
SAE-302-S20	3/4"	22,3	47,6	52	30x2,0	M10X35
SAE-303-S20	1"	26,2	52,4	55	30x2,0	M10X35
SAE-303-S25	1-1/4"	26,2	52,4	55	36x2,0	M10X35
SAE-304-S25	1-1/2"	30,2	58,7	60	36x2,0	M10X40(M12X40)
SAE-304-S30	2"	30,2	58,7	60	42x2,0	M10X40(M12X40)
SAE-305-S38	1-1/2"	35,7	69,9	70	52x2,0	M12X45(M14X45)
Maks. Basınç Bar 210						
SAE 6000PSİ 24° ADAPTÖR						
SAE-601-S16	1/2"	18,2	40,5	47	24X1,5	M8X30
SAE-602-S16	3/4"	23,8	50,8	54	24X1,5	M10X35
SAE-602-S20	3/4"	23,8	50,8	54	30X2,0	M10X35
SAE-603-S20	1"	27,8	57,2	60	30X2,0	M12X40
SAE-604-S30	1-1/4"	31,8	66,6	68	42X2,0	M12X45
Maks. Basınç Bar 210						
SAE 3000PSİ 60° ADAPTÖR MANOMETRE ÇIKIŞLI						
Kodu	Tanım	H	I	L	T (Metrik)	Cıvata M
SAEM-301-G012	1/2"	17,5	38,0	53	1/2"	M8X45
SAEM-302-G034	3/4"	22,3	47,6	59	3/4"	M10X50
SAEM-303-G100	1"	26,2	52,4	63	1"	M10X50
SAEM-304-G114	1-1/4"	30,2	58,7	69	11/4"	M10X55(M12X55)
SAEM-305-G112	1-1/2"	35,7	69,9	72	11/2"	M12X55(M14X55)
SAEM-306-G200	2"	42,9	77,8	79	2"	M12X55(M14X55)
Maks. Basınç Bar 210						


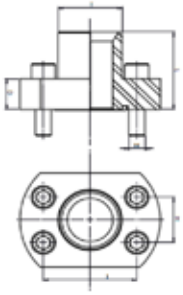




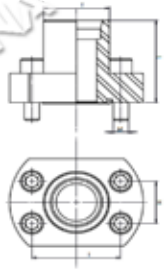


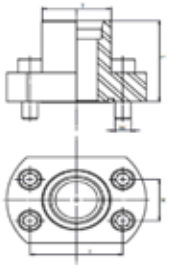


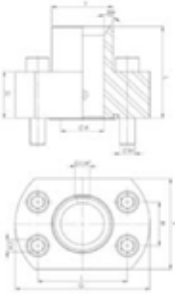

HIKA HYDRAULICS

SAE 6000PSİ 60° ADAPTÖR MANOMETRE ÇIKIŞLI						
Kodu	Tanım	H	I	L	T (Metrik)	Civata M
SAEM-601-G012	1/2"	18,2	40,5	54	1/2"	M8x45
SAEM-602-G034	3/4"	23,8	50,8	61	3/4"	M10x50
SAEM-603-G100	1"	27,8	57,2	67	1"	M12x50
SAEM-604-G114	11/4"	31,8	66,6	72	1-1/4"	M12x55
Maks.Basınç Bar 420						
SAE 3000PSİ 24° ADAPTÖR MANOMETRE ÇIKIŞLI						
SAEM-301-S16	1/2"	17,5	38,1	61	22x1,5	M8X45
SAEM-302-S20	3/4"	22,3	47,6	66	30x2,0	M10X50
SAEM-303-S20	1"	26,2	52,4	69	30x2,0	
SAEM-303-S25					36x2,0	
SAEM-304-S25	11/4"	30,2	58,7	74	36x2,0	M10X55 (M12X55)
SAEM-304-S30					42x2,0	
SAEM-305-S38	11/2"	35,7	69,9	80	52x2,0	M12X55(M14X55)
Maks.Basınç Bar 210						
SAE 6000PSİ 24° ADAPTÖR MANOMETRE ÇIKIŞLI						
SAEM-601-S16	1/2"	18,2	40,5	61	24X1,5	M8X45
SAEM-602-S16	3/4"	23,8	50,8	68	24X1,5	M10X50
SAEM-602-S20					30X2,0	
SAEM-603-S20	1"	27,8	57,2	71	30X2,0	M12X50
SAEM-604-S30	11/4"	31,8	66,6	79	42X2,0	M12X55
Maks.Basınç Bar 420						


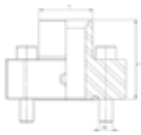
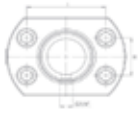

*Basınç Ölçme Rekoru fiyata dahil değildir.

SAE 3000 PSİ KAYNAKLIK ADAPTÖR				
Kodu	Tanım	H	I	Civata M
SAE-301-OW	1/2"	17,5	38,1	M8x25
SAE-302-OW	3/4"	22,3	47,6	M10x30
SAE-303-OW	1"	26,2	52,4	
SAE-304-OW	11/4"	30,2	58,7	
SAE-305-OW	11/2"	35,7	69,9	M12x35
SAE-306-OW	2"	42,9	77,8	
SAE-307-OW	21/2"	50,8	88,9	
SAE-308-OW	3"	61,9	106,4	M16x40
Maks.Basınç Bar 210				
SAE 3000 PSİ KAYNAKLIK ADAPTÖR MANOMETRE ÇIKIŞLI				
SAEM-301-OW	1/2"	17,5	38,1	M8x40
SAEM-302-OW	3/4"	22,3	47,6	M10X45
SAEM-303-OW	1"	26,2	52,4	
SAEM-304-OW	11/4"	30,2	58,7	
SAEM-305-OW	11/2"	35,7	69,9	M12X50
SAEM-306-OW	2"	42,9	77,8	
SAEM-307-OW	21/2"	50,8	88,9	
SAEM-308-OW	3"	61,9	106,4	M16X55
Maks.Basınç Bar 210				


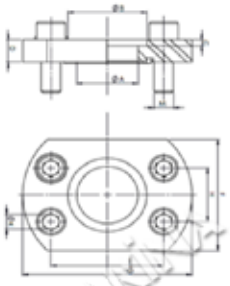

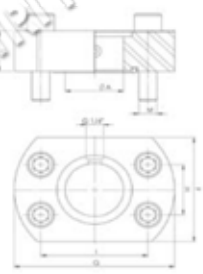

ERKEK EKSEN ADAPTÖR					
Kodu	Tanım	L	LK	Diş Ölçüsü	Maks. Basınç
E430-S16	30	33	30	M24x1,5	M6X15
E435-S12	35	30	35	M20x1,5	
E435-S16		33		M24x1,5	
E440-S20	40	47	40	M30x2	M8X15
E440-S25				M36x2	
E455-S25	55	50	55		M8X20


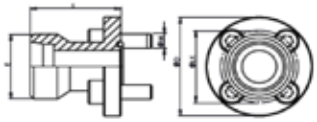

BAKIM KAPAĞI							
Kodu	ØA	ØB	ØC	D	E	F	Cıvata
BK - 500	358	392	414	70	82	AA46	M30x140
BK - 350	258	292	310	50	62	AA36	M20x100

HNC

PQ VALVES

[CETOP 3] NG6 ORANSAL (PROPORTIONAL) BASINÇ EMNİYET VALFİ (PİLOT VALF)				
Tipi	Kontrol Pozisyon	Max. Basınç Bar	Maks. Debi Lt/Dk	Bağlantı Norm
EDG-01-H-20	P (Basınç) Kontrol	250	2 (5.3)	NG 6
EDG-01-A-45	P (Basınç) Kontrol Back pres.		2 (5.3)	
Coil P for EFBG 03/06/10	P (Basınç) Bobin 10 Ohm			
Coil Q for EFBG 03/06/10	Q (Debi) Bobin 40 Ohm	5 (72.5) (A-B)		NG16/NG25

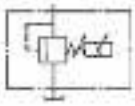



(CETOP 7-8-10) NG16/NG25/NG32 ORANSAL (PROPORTIONAL) BASINÇ EMNİYET VALFLERİ				
Tipi CETOP 7-8-10	Kontrol Pozisyon	Max. Basınç Bar	Maks. Debi Lt/Dk	Bağlantı Norm
EBG-03-H-20	P (Basınç) Kontrol	206	100	NG 16
EBG-06-H-20			200	NG 25
EBG-10-H-3[illegible]			400	NG 32

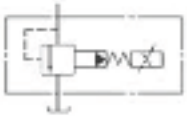



NG16/25/32 ORANSAL (PROPORTIONAL) PQ VALFLER 40-10 Ohm				
Tipi	Kontrol Pozisyon	Max. Basınç Bar	Maks. Debi Lt/Dk	Bağlantı Norm
EFBG-03-H-125	P-Q	210	125	NG 16
EFBG-03-H-160			160	
EFBG-06-H-250			250	NG 25
EFBG-06-H-350			350	
EFBG-10-H-500			500	NG 32

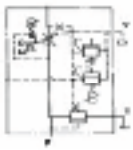

P-Q ALT PLEYTLER			
Cinsi	Ölçü	Maks. Debi Lt/Dk	Maks. Basınç Bar
EFBGM-03X-11-1	Port P,A,T =3/4" - Rear	125	210
EFBGM-03Y-11-1	Port P,A,T =1" - Rear	160	
EFBGM-03X-11-2	Port P,A,T =3/4" - Rear and Side	125	
EFBGM-03Y-11-2	Port P,A,T =1" - Rear and Side	160	
EFBGM-06X-11-1	Port P,A,T =1" - Rear	250	
EFBGM-06Y-11-1	Port P,A,T =1 1/4" - Rear	350	
EFBGM-06X-11-2	Port P,A,T =1" - Rear and Side	250	
EFBGM-06Y-11-2	Port P,A,T =1 1/4" - Rear and Side	350	

EFBGM -03X-11-1 - (Rear)

EFBGN-03X-11-2 (Rear & Side)

HOERBIGER

NG 6 YÖN VALFLERİ (CETOP 3)

Ürün Kodu	Ürün Adı	Konum	P Maks. bar	Q Maks. lt/dk	Voltaj DC/AC
TAM220PC06P	NG6 Yön Valfi P-A, T-B	T.B.	320	60	24
TCM330PC06P	NG6 Yön Valfi	K.M.			
TCM380PC06P		A.B.T.			
TCM310PC06P		H.M.			
TCM370PC06P		A.M.			
SAM220PC06N	NG6 Yön Valfi P-A, T-B	T.B.			12
SCM330PC06N	NG6 Yön Valfi	K.M.			
SCM380PC06N		A.B.T.			
SCM310PC06N		H.M.			
SCM370PC06N		A.M.			
SAM220PC06B	NG6 Yön Valfi P-A, T-B	T.B.			220VAC
SCM330PC06B	NG6 Yön Valfi	K.M.			
SCM380PC06B		A.B.T.			
SCM310PC06B		H.M.			
SCM370PC06B		A.M.			
12 VDC – 30W	NG 6 BOBİN	-	-	-	12
24 VDC – 30W		-	-	-	24
220 VAC – 50/60Hz		-	-	-	220VAC

NG 10 YÖN VALFLERİ (CETOP 5)

Ürün Kodu	Konum	P Maks. bar	Q Maks. lt/dk	Voltaj DC/AC
TAM220PC12P	T.B.	315	100	24VDC
TCM330PC12P	K.M.			
TCM380PC12P	A.B.T			
TCM310PC12P	H.M.			
TCM370PC12P	A.M.			
SCM330PC10B	K.M.			220VAC
SCM380PC10B	A.B.T			
SCM310PC10B	H.M.			
SCM370PC10B	A.M.			

NG 12 YÖN VALFLERİ (CETOP 5)

Ürün Kodu	Ürün Adı	Konum	P Maks. bar	Q Maks. lt/dk	Voltaj DC/AC
SAM220PC12P	NG12 Yön Valfi	T.B.	315	120	24VDC
SCM330PC12P		K.M.			
SCM380PC12P		A.B.T			
SCM310PC12P		H.M.			
SCM370PC12P		A.M.			
SAM220PC10B	NG10 Yön Valfi	T.B.		100	220VAC
24 VDC	NG12 Bobin	-	-	-	-
220 VAC		-	-	-	-

ÇEK VALFLER (GÖMME TİP)

Ürün Kodu	Konum	P Maks. bar	Q Maks. lt/dk	Tip
KY8597	1/8"	350	8	RVE04
KY8598	1/4"		15	RVE06
KY8557	3/8"		30	RVE08
KY8558	1/2"		50	RVE10
KY8764	3/4"		80	RVE16

HASSAS KISMA VALFLERİ

Ürün Kodu	Ürün Adı	Konum	P Maks. bar	Q Maks. lt/dk	Tip
SR2PC06S30R1	İki yollu Hassas Hız Ayar Valfi	Çekvalfli	320	35	Bas. Komp.
SR3PC06S30R1	Üç yollu Hassa Hız Ayar Valfi	Çekvalfsiz			

HOERBIGER



BASINÇ EMNİYET VALFLERİ

Ürün Kodu	Ürün Adı	Ayar Aralığı	P Maks. bar	Q Maks. lt/dk	Tip
VDBE03EE	Basınç Emniyet Valfi(Volframlı)	20-350	350	10	Kartiç
VDBE03E350	Gömme tip Basınç Em. Valfi	fix			Gömme
VDBE04E350	Basınç Emniyet Valfi	20-350		20	Kartiç
VDBE06E350	Basınç Emniyet Valfi	80-350		30	
VDBE08E350	TUV Mühürlü Basınç Em. Valfi			80	
VDBE08EHSO986	Basınç Emniyet Valfi	-			
VDBE08E004SO638	Basınç Emniyet Valfi (Volframlı)	-		65	
VDBE010E...	Basınç Emniyet Valfi	-		120	

Volframlı tipler için kaçak değeri "0" sıfırdır! Detay bilgi için lütfen satış ekibimize danışınız.

LOJİK VALFLER

Ürün Kodu	Ürün Adı	Tip	P Maks. bar	Q Maks. lt./ Dk	Alan Oran
CVSE16A10A	NG16 Lojik Valf	Tek yönlü	350	280@10 Bar	1:1,1 alan
CVDE16A10		Çift yönlü		260@10 Bar	1:2 alan
CVKE16A10		Tek yönlü		220@10 Bar	1:1 alan
CVSE32A10A	NG32 Lojik Valf	Tek yönlü		700@10 Bar	1:1,1 alan
CVDE32A10		Çift yönlü		540@10 Bar	1:2 alan
CVKE32A10		Tek yönlü		630@10 Bar	1:1 alan
CVSE40A10A	NG40 Lojik Valf	Tek yönlü		980@10 Bar	1:1,1 alan
CVDE40A10		Çift yönlü		720@10 Bar	1:2 alan
CVKE40A10		Tek yönlü		900@10 Bar	1:1 alan
CVSE50A10A	NG50 Lojik Valf	Tek yönlü		1630@10 Bar	1:1,1 alan



ŞAPKALI TİP ÖN DOLUM KARTİÇ VALFLERİ (NORMALDE AÇIK)

Ürün Kodu	Ürün Adı	Konum	P Maks. bar	Q Boşaltma lt./ Dk
HB 99753-002B	NG 32 Ön dolum kartici	N.A	350	360
NSV060BE05L	NG 50 Ön dolum kartici			600
NSV050BE07	NG 75 Ön dolum kartici			900

ORANSAL BASINÇ KONTROL VALFLERİ

VPDBPC06C	NG6 Oransal Basınç Emniyet Valfi	350	2	24VCD
VPDB08PC06200S0708 A1			10	
VPDBVE16E	NG16 Oransal Basınç Emniyet Valfi		8 – 150	
VPDBVE32E	NG32 Oransal Basınç Emniyet Valfi		12–320	
VPDM3PC06200	NG6 Oransal Basınç Düşürücü		20	

ORANSAL HIZ KONTROL VALFLERİ (BASINÇ KOMPANZASYONLU)

Ürün Kodu	Ürün Adı	P Maks. Bar	Q Maks. Lt./ Dk	Voltaj DC/AC
PSR3BE10P30	3 Yollu, Bas. Komp.lu Oransal Kısma	350	30	12/24

2/2 POPPET VALFLER

Ürün Kodu	Ürün Adı	Konum	P Maks. bar	Q Maks. lt/dk	Voltaj DC/AC
SVN221BE08PD	2/2 Poppet Valf (Tek yönlü)	N.K.	350	30	24VDC
SVN222BE08PD		N.A.			
SVN225BE08PD	2/2 Poppet Valf (Çift yönlü)	N.K.		20	
SVN221BE12PD	2/2 Poppet Valf (Tek yönlü)	N.K.		100	
SVN222BE12PD		N.A.		100	
12 VDC	Yedek Bobin				12VDC
24 VDC					24VDC
196 VDC					220VAC
196VDC-220VAC	Inventörlü Soket (RAC)				

*** Manuel basma butonlu ve 12 VDC bobinli tipler için lütfen satış ekibimizle irtibata geçiniz.**

HOERBIGER

3/2 POPPET VALFLER

Ürün Kodu	Ürün Adı	Konum	P Maks. bar	Q Maks. lt/dk	Voltaj DC/AC
MSV221BE06P	3/2 Poppet Valf (kartiç)	N.K.	350	10	24
MSV222BE086P		N.A.			
MSV221RA06P	3/2 Poppet Valf (1/4")	N.K.			
MSV222RA06P		N.A.			
MSV221PC06P	3/2 Poppet Valf (NG 6)	N.K.			
MSV222PC06P		N.A.			
MSV221BE10P	3/2 Poppet Valf (kartiç)	N.K.	350	30	24
MSV222BE10P		N.A.			
MSV221RA10P	3/2 Poppet Valf (1/2")	N.K.			
MSV222RA10P		N.A.			
MSV221PC10P	3/2 Poppet Valf (NG 10)	N.K.			
MSV222PC10P		N.A.			
RSV221RA06P	3/2 Poppet Valf (1/4")	N.K.	350	10	24
RSV222RA06P		N.A.			
RSV221PC06P	3/2 Poppet Valf (NG 6)	N.K.			
RSV222PC06P		N.A.			
RSV221RA10P	3/2 Poppet Valf (1/2")	N.K.	350	30	24
RSV222RA10P		N.A.			
RSV221PC10P	3/2 Poppet Valf (NG 10)	N.K.			
RSV222PC10P		N.A.			
MSV321BE06P	3/2 Poppet Valf (kartiç)	N.K.	350	10	24
MSV322BE06P		N.A.			
MSV321RA06P	3/2 Poppet Valf (1/4")	N.K.			
MSV322RA06P		N.A.			
MSV321PC06P	3/2 Poppet Valf (NG 6)	N.K.			
MSV322PC06P		N.A.			
MSV321BE10P	3/2 Poppet Valf (kartiç)	N.K.	350	30	24
MSV322BE10P		N.A.			
MSV321RA10P	3/2 Poppet Valf (1/2")	N.K.			
MSV322RA10P		N.A.			
MSV321PC10P	3/2 Poppet Valf (NG 10)	N.K.			
MSV322PC10P		N.A.			
RSV321RA06P	3/2 Poppet Valf (1/4")	N.K.	350	10	24
RSV322RA06P		N.A.			
RSV321PC06P	3/2 Poppet Valf (NG 6)	N.K.			
RSV322PC06P		N.A.			
RSV321RA10P	3/2 Poppet Valf (1/2")	N.K.	350	30	24
RSV322RA10P		N.A.			
RSV321PC10P	3/2 Poppet Valf (NG 10)	N.K.			
RSV322PC10P		N.A.			

* Farklı Bobin Voltajları ve Manuel basma butonlu tip için lütfen satış ekibimizle irtibata geçiniz.

CE'YE UYGUN NG 6 SWITCH'LI YÖN VALFLERİ (CETOP 3)

Ürün Kodu	Ürün Adı	Konum	P Maks. bar	Q Maks. bar	Voltaj DC/AC
SAM220PC06GS0802C	NG6 Yön Valfi P-A, B-T	T.B	320	60	24VDC
SBM220PC06GS0802C	NG6 Yön Valfi P-B, A-T				

CE'YE UYGUN NG 10 SWITCH'LI YÖN VALFLERİ (CETOP 5)

Ürün Kodu	Konum	P Maks. bar	Q Maks. bar	Voltaj DC/AC
SAM220PC12GS0802C	T.B.	220	120	24VDC
SBM220PC12GS0802C				

CE'YE UYGUN 2/2 SWITCH'LI POPPET VALFLER

Ürün Kodu	Ürün Adı	Konum	P Maks. bar	Q Maks. bar	Voltaj DC/AC
IVN221BE08PD	2/2 Poppet Valf (Tek yönlü)	N.K	350	30	24
IVN222BE08PD		N.A			
IVN221BE12PD		N.K		100	
IVN222BE12PD		N.A			
ISV225VE16E	2/2 Poppet Valf (Çift yönlü)	N.K		220	
ISV226VE16E		N.A			
ISV225VE32E		N.K		550	
ISV226VE32E		N.A			
LVDT	Soket				

HOERBIGER



NG6 ORANSAL YÖN KONTROL VALFLERİ				
Ürün Kodu	Ürün Adı	P Maks. bar	Q Maks. lt./ Dk	Voltaj DC/AC
PSL610PC06P36	NG6 Oransal Tek Bobin Yön Valfi	350	36	24VCD
PSL500PC06P36	NG6 Oransal Yön Valfi B-T			
PSL600PC06P36	NG6 Oransal Yön Valfi K.M.			
PRL500PC06P36	NG6 Oransal Yön Valfi B-T			
PRL600PC06P36	NG6 Oransal Yön Valfi K.M.			
PIL500PC06P36	NG6 Oransal Yön Valfi B-T			
PIL600PC06P36	NG6 Oransal Yön Valfi K.M.			
PIH430PC06N17	NG6 Oransal Yön Valfi B-T		50	12VCD

NOT: 6, 9, 12, 24, 36 lt/dak. geçirgenlikli spool tipleri mevcuttur. PRL feedback'li tip, PIL feedback ve switch'li tip, PIH serisi ise servo valf muadilidir. Liste fiyatlarımız 24VDC olarak düzenlenmiştir. Farklı voltajllara ait fiyatlar için satış ekibimizle irtibata geçiniz.

NG 8 ORANSAL YÖN KONTROL VALFLERİ				
PSL610PC08P40	NG10 Oransal Yön Valfi T.B.	350	100	24
PSL500PC08P40	NG10 Oransal Yön Valfi B-T			
PSL600PC08P40	NG10 Oransal Yön Valfi K.M.			
PRL500PC08P48	NG10 Oransal Yön Valfi B-T			
PRL600PC08P48	NG10 Oransal Yön Valfi K.M.			
PIL500PC08P48	NG10 Oransal Yön Valfi B-T			
PIL600PC08P48	NG10 Oransal Yön Valfi K.M.			

NOT: 30, 40, 48 lt/dak. geçirgenlikli spool tipleri mevcuttur.PRL feedback'li tip, PIL feedback ve switch'li tip, PIH serisi ise servo valf muadilidir. Liste fiyatlarımız 24VDC olarak düzenlenmiştir. Farklı voltajllara ait fiyatlar için satış ekibimizle irtibata geçiniz.

NG10 ORANSAL YÖN KONTROL VALFLERİ				
PSL610PC10P100	NG10 Oransal Yön Valfi T.B.	350	100	24
PSL500PC10P100	NG10 Oransal Yön Valfi B-T			
PSL600PC10P100	NG10 Oransal Yön Valfi K.M.			
PRL500PC10P100	NG10 Oransal Yön Valfi B-T			
PRL600PC10P100	NG10 Oransal Yön Valfi K.M.			
PIL500PC10P100	NG10 Oransal Yön Valfi B-T			
PIL600PC10P100	NG10 Oransal Yön Valfi K.M.			
PIH430PC10N50	NG6 Oransal Yön Valfi B-T		125	12

NOT: 60, 80 100 lt/dak. geçirgenlikli spool tipleri mevcuttur.PRL feedback'li tip, PIL feedback ve switch'li tip, PIH serisi ise servo valf muadilidir. Liste fiyatlarımız 24VDC olarak düzenlenmiştir. Farklı voltajllara ait fiyatlar için satış ekibimizle irtibata geçiniz.

ELEKTRONİK KARTLAR	
Ürün Adı	Ürün Adı
PVR6	Elektronik kart (2 yön, 2 bas. kontrolü)
HV02871	Soket Tip Elektronik Kart
BL3.5	PVR5ECO Kart Soket Seti
PVR6 Soket	PVR6 Kart Soket Seti

PIEZO PNÖMATİK ORANSAL BASINÇ KONTROL VALFLERİ					
Ürün Kodu	Ürün Adı	P Maks. bar	Q Maks. lt./ Dk	Kontrol	Voltaj DC/AC
PRE-U2	Oransal Basınç Kontrol (tecno plus)	10	1600	0 - 10 V	24VDC
PRE-I2				4 - 20mA	
PRE-U	Oransal Basınç Kontrol (tecno basic)	10	350	0 - 10 V	
PRE-I				4 - 20mA	
PRE-U3	Oransal Basınç Kontrol (tecno easy)	8		0 - 10 V	
PIEZO PNÖMATİK YÖN KONTROL VALFLERİ					
S9 385RF-1/4-*	1/4" 3/2 Yön Valfi	6	1300	24VDC	24VDC
S9 585RF-1/4-*	1/4" 5/2 Yön Valfi				
S29 385RF-1/4-*	1/4" 3/2 Yön Valfi	8			
S29 485RF-1/4-*	1/4" 4/2 Yön Valfi				
S29 585RF-1/4-*	1/4" 5/2 Yön Valfi				
P8 385RF-1/4-*	1/8" 3/2 Yön Valfi		50		
P20 381 RF–1/8-*	1/8" 3/2 Pilot Valfi		110		

HOF
HYDRAULIC SOLUTION

THAILAND TRUSTED QUALITY BUREAU VERITAS

HV10 & HV20 SERİSİ (Endüstri Tip) PALETLİ POMPA

Model Series	Ring Size Delivery at 1200 r/min & 7 bar(100 psi) Usgpm	Geometric Displacement cm³/r (in³/r)	Delivery 1500 r/min & 7 Bar (100psi) L/min (Usgpm)	Maks. Basınç Bar (psi)	Maks.Hız rpm	Min.Hız rpm	Ağırlık (kg)
HV10	1	3.3 (0.20)	4.70 (1.25)	172 (2500)	4800	650	5.4-5.8
	2	6.6 (0.40)	9.40 (2.50)		4500		
	3	9.8 (0.60)	14.20 (3.75)		4000		
	4	13.1 (0.80)	18.90 (5.00)		3400		
	5	16.4 (1.00)	23.60 (6.25)		3200		
	6	19.5 (1.19)	28.40 (7.50)	152 (2200)	3000		
	7	22.8 (1.39)	33.10 (8.75)	138 (2000)	2800		
HV20	5	16.4 (1.0)	23.60 (6.25)	172 (2500)	3400		7.50-8.50
	6	19.5 (1.19)	28.39 (7.50)		3400		
	7	22.8 (1.39)	33.11 (8.75)		3000		
	8	26.5 (1.62)	37.85 (10.00)		2800		
	9	29.7 (1.81)	42.57 (11.25)		2800		
	10	34.1 (2.08)	47.30 (12.51)		2500		
	11	36.4 (2.22)	52.04 (13.75)		2500		
	12	39.0 (2.38)	56.77 (15.00)	152 (2200)	2400		
	13	42.4 (2.59)	61.50 (16.25)				

CARTRİDGE KİT HV10

Model Series	Ring Size Delivery 1200 r/min & 7 bar(100 psi) Usgpm	Geometric Displacement cm³/r (in³/r)	Delivery 1500 r/min & 7 bar (100psi) L/min (Usgpm)	Maks. Basınç Bar (psi)	Maks.Hız rpm	Min.Hız rpm	Ağırlık kg
HV10 C. Kit	1	3.3 (0.20)	4.70 (1.25)	172 (2500)	4800	650	0.6
	2	6.6 (0.40)	9.40 (2.50)		4500		
	3	9.8 (0.60)	14.20 (3.75)		4000		
	4	13.1 (0.80)	18.90 (5.00)		3400		0.8
	5	16.4 (1.00)	23.60 (6.25)		3200		
	6	19.5 (1.19)	28.40 (7.50)	152 (2200)	3000		1.0
	7	22.8 (1.39)	33.10 (8.75)	138 (2000)	2800		

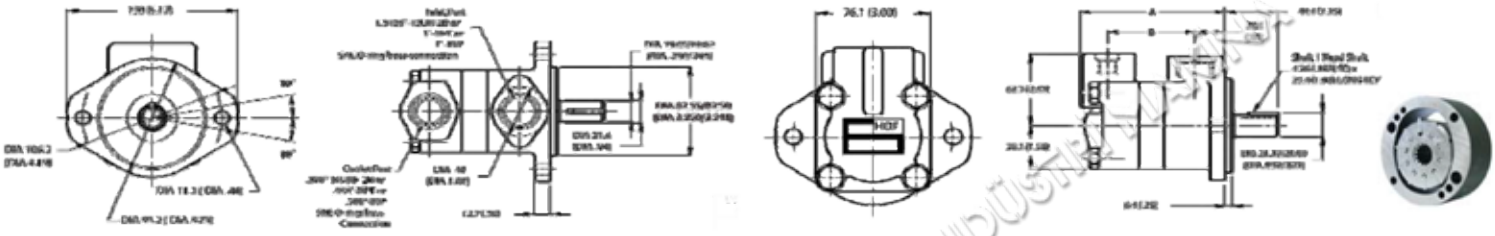

CARTRİDGE KİT HV20

Model Series	Ring Size Delivery 1200 rpm & 7 bar(100 psi) Usgpm	Geometric Displacement cm³/r (in³/r)	Delivery 1500 r/min & 7 bar (100psi) L/min (Usgpm)	Maks. Basınç Bar (psi)	Maks.Hız rpm	Min.Hız rpm	Ağırlık kg
HV20 C. Kit	5	16.4 (1.00)	23.60 (6.25)	172 (2500)	3400	650	1.2
	6	19.5 (1.19)	28.39 (7.50)				1.1
	7	22.8 (1.39)	33.11 (8.75)		3000		
	8	26.5 (1.62)	37.85 (10.00)		2800		1.6
	9	29.7 (1.81)	42.57 (11.25)				
	10	34.1 (2.08)	47.30 (12.51)		2500		2.1
	11	36.4 (2.22)	52.04 (13.75)				
	12	39.0 (2.38)	56.77 (15.00)	152 (2200)	2400		2.3
	13	42.4 (2.59)	61.50 (16.25)				

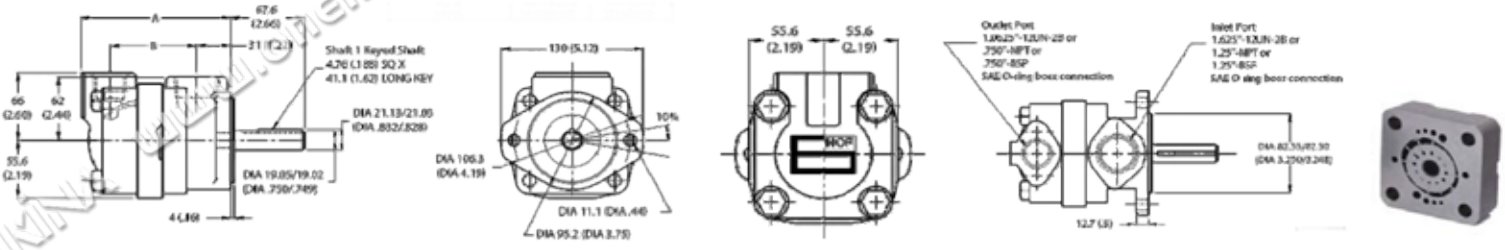

HOF HYDRAULIC SOLUTION

THAILAND TRUSTED QUALITY · BUREAU VERITAS

20HV,25HV,35HV,45HV SERİSİ (ENDÜSTRİ TİP) PALETLİ POMPA

Model	Delivery at 1200 rpm & 7 bar (100 psi) Usgpm	Displacement cm³/r (in³/r)	Maks. Basınç Bar (psi)	Typical Delivery at Maks.hız & Basınç L/min (USgpm)	Typical Input Power at Maks.hız & Basınç kW (hp)	Ağırlık (kg)
20HV	2	7.0 (0.42)	206 (3000)	11.3 (3.0)	5.2 (7.0)	12.5
	5	18 (1.10)		28.4 (7.5)	11.2 (15.0)	
	8	27 (1.67)		45.4 (12.0)	17.0 (22.8)	
	9	30.2 (1.84)		51.0 (13.5)	18.7 (25.1)	
	11	36 (2.22)		56.8 (15.0)	22.6 (30.3)	
	12	40 (2.47)	158 (2300)	60.9 (16.1)	19.3 (25.83)	
	14	45 (2.78)	138 (2000)	71.3 (18.85)	18.9 (25.28)	
25HV	12	39 (2.47)	172 (2500)	62.1 (16.4)	22.9 (30.8)	14.8
	14	45 (2.78)		69.6 (18.4)	25.7 (34.5)	
	17	55 (3.39)		86.3 (22.8)	29.8 (40.0)	
	19	60.8 (3.72)		96.1 (25.4)	32.5 (43.5)	
	21	67 (4.13)		106.0 (28.0)	34.0 (45.6)	
35HV	21	68.3 (4.18)		106.3 (28.1)	34.0 (45.5)	24.0
	25	81 (4.94)		124.9 (33.0)	45.5 (61.0)	
	30	97 (5.91)		154.4 (40.8)	54.5 (73.0)	
	35	112 (6.83)		181.7 (48.0)	61.5 (82.4)	
	38	121 (7.37)		193.8 (51.2)	65.9 (88.3)	
45HV	42	138 (8.41)		208.2 (55.0)	75.3 (101.0)	35.2
	47	151.4 (9.26)		244.1 (64.5)	82.5 (110.6)	
	50	162 (9.85)		253.6 (67.0)	87.3 (117.0)	
	57	183.6 (11.23)		295.0 (77.8)	94.0 (126.0)	
	60	193 (11.75)		310.4 (82.0)	103.7 (139.0)	
Maks.Hız rpm- 1800						

CARTRIDGE KIT 20HV

Delivery at 1200 rpm & 7 bar (100 psi) Usgpm	Displacement cm³/r (in³/r)	Maks. Basınç bar (psi)	Typical Delivery maks.hız& basınç L/min (USgpm)	Typical Input Power at maks.hız& basınç kW (hp)
2	7.0 (0.42)	206 (3000)	11.3 (3.0)	5.2 (7.0)
5	18 (1.10)		28.4 (7.5)	11.2 (15.0)
8	27 (1.67)		45.4(12.0)	17.0 (22.8)
9	30.2 (1.84)		51.0 (13.5)	23.5 (31.5)
11	36 (2.22)		56.8 (15.0)	22.6 (30.3)
12	40 (2.47)	158 (2300)	62.1 (16.4)	25.1 (33.7)
14	45 (2.78)	138 (2000)	69.6 (18.4)	28.3 (37.9)
Maks.Hız rpm- 1800 **Weight (kg)** - 2.4				

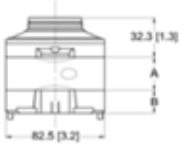

CARTRIDGE KIT 25HV

12	39 (2.47)	172(2500)	62.1 (16.4)	22.9 (30.8)
14	45 (2.78)		69.6 (18.4)	25.7 (34.5)
17	55 (3.39)		86.3 (22.8)	29.8 (40.0)
19	60.8 (3.72)		96.1 (25.4)	32.5 (43.5)
21	67 (4.13)		106.0 (28.0)	34.0 (45.6)
Maks.Hız rpm- 1800 **Weight (kg)** - 3.6				

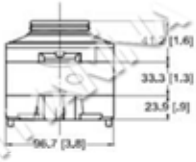

CARTRIDGE KIT 35HV

21	68.3 (4.18)	172(2500)	106.3 (28.1)	34.0(45.5)
25	81 (4.94)		124.9 (33.0)	45.5 (61.0)
30	97 (5.91)		154.4 (40.8)	54.5 (73.0)
35	112 (6.83)		181.7 (48.0)	61.5 (82.4)
38	121 (7.37/		193.8 (51.2)	65.9 (88.3)
Maks.Hız rpm- 1800 **Weight (kg)** - 6.5				

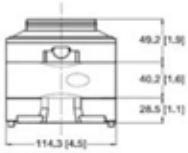

CARTRIDGE KIT 45HV

42	138 (8.41)	172(2500)	208.2 (55.0)	75.3 (101.0)
47	151.4 (9.26)		244.1 (64.5)	82.5 (110.6)
50	162 (9.85)		253.6 (67.0)	87.3 (117.0)
57	183.6 (11.23)		295.0 (77.8)	94.0 (126.0)
60	193 (11.75)		310.4 (82.0)	103.7 (139.0)
Maks.Hız rpm- 1800 **Weight (kg)** - 10.1				

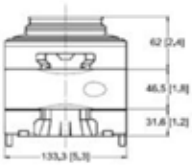

HOF
HYDRAULIC SOLUTION

THAILAND TRUSTED QUALITY · BUREAU VERITAS

20HVQ 25HVQ 35HVQ 45HVQ (MOBİL TİP) PALETLİ POMPA

Model	Delivery at 1200 rpm & 7 bar (100 psi) Usgpm	Displacement cm³/r (in³/r)	Typical Delivery at Maks.Hız & Basınç L/min (USgpm)	Typical Input Power at Maks.Hız&Basınç kW (hp)	Maks. Basınç Bar (psi)	Maks.Hız rpm	Ağırlık (kg)
20HVQ	2	7.0 (0.42)	15.9 (4.2)	7.3 (9.8)	206 (3000)	2700	12.5
	5	18 (1.10)	41.6 (11.0)	17.9 (24.0)			
	8	27 (1.67)	64.3 (17.0)	26.1 (35.0)			
	9	30.2 (1.84)	71.5 (18.9	32.9 (44.1)			
	11	36 (2.22)	87.1 (23.0)	35.4 (47.5)			
	12	39 (2.41)	96.5 (25.5)	28.3 (38.0)	158 (2300)		
	14	45 (2.80)	113.6 (30.0)	29.1 (39.0)	138 (2000)		
25HVQ	12	40 (2.45)	87.1 (23.0)	41.0 (55.0)	206 (3000)	2700	14.8
	14	45 (2.77)	102.2 (27.0)	46.6 (62.5)			
	17	55 (3.37)	117.3 (31.0)	51.8 (69.5)		2500	
	19	60.8 (3.72)	133.5 (34.5)	53.0 (71.0)			
	21	67 (4.12)	143.8 (38.0)	61.9 (83.0)			
35HVQ	21	68.3 (4.18)	143.8 (38.0)	55.0 (73.9)		2500	24.0
	25	81 (4.98)	170.3 (45.0)	75.3 (101.0)			
	30	97 (5.96)	208.2 (55.0)	87.7 (117.5)			
	35	112 (6.88)	227.1 (60.0)	98.5 (132.0)		2400	
	38	121 (7.42)	246.0 (65.0)	104.4 (140.0)			
45HVQ	42	138 (8.41)	251.7 (66.5)	91.4 (122.5)	172 (2500)	2200	35.2
	47	151.4 (9.26)	280.8 (74.20)	95.0 (127.3)			
	50	162 (9.90)	299.0 (79.0)	105.2 (141.0)			
	57	183.6 (11.23)	342.5 (90.50)	109.3 (146.6)			
	60	193 (11.80)	363.4 (96.0)	126.8 (170.0)			

CARTRİDGE KİT

Model	Delivery at 1200 rpm & 7 bar (100 psi) Usgpm	Displacement cm³/r (in³/r)	Typical Delivery at Maks.Hız & Basınç L/min(USgpm)	Typical Input power at maks.hız& basınç kW (hp)	Maks. Speed rpm	Maks. Speed bar(psi)	Ağırlık (kg)
20HVQ	**2**	7.0 (0.42)	15.9 (4.2)	7.3 (9.8)	2700	206 (3000)	2.4
	5	18 (1.10)	41.6 (11.0)	17.9 (24.0)			
	8	27 (1.67)	64.3 (17.0)	26.1 (35.0)			
	9	30.2 (1.84)	71.5 (18.9)	32.9 (44.1)			
	11	36 (2.22)	87.1 (23.0)	35.4 (47.5)			2.3
	12	39 (2.41)	96.5 (25.5)	28.3 (38.0)		158 (2300)	
	14	45 (2.80)	113.6 (30.0)	29.1 (39.0)		138 (2000)	2.5
25HVQ	**12**	40 (2.45)	87.1 (23.0)	41.0 (55.0)	2700	206 (3000)	3.6
	14	45 (2.77)	102.2 (27.0)	46.6 (62.5)			
	17	55 (3.37)	117.3 (31.0)	51.8 (69.5)	2500		
	19	60.8 (3.72)	130.5 (34.5)	55.0 (71.0)			
	21	67 (4.12)	143.8 (38.0)	61.9 (83.0)			
35HVQ	**21**	68.3 (4.18)	143.8 (38.0)	55.0 (73.9)	2500	206 (3000)	6.5
	25	81 (4.98)	170.3 (45.0)	75.3 (101.0)			
	30	97 (5.96)	208.2 (55.0)	87.7 (117.5)			
	35	112 (6.88)	227.1 (60.0)	98.5 (132.0)	2400		
	38	121 (7.42)	246.0 (65.0)	104.4 (140.0)			
45HVQ	**42**	138 (8.41)	251.7 (66.5)	91.4 (122.5)	2200	172 (2500)	10.1
	47	151.4 (9.26)	280.8 (74.20)	95.0 (127.3)			
	50	162 (9.85)	299.0 (79.0)	105.2 (141.0)			
	57	183.6 (11.23)	342.5 (90.50)	109.3 (146.6)			
	60	193 (11.75)	363.4 (96.0)	126.8 (170.0)			

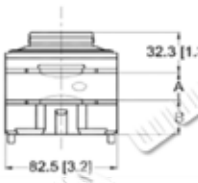

20HVQ

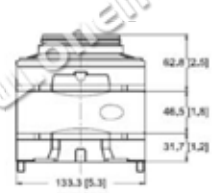

25HVQ

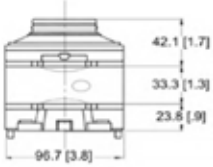

35HVQ

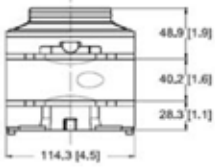

45HVQ

Tamir Takımı Komple Set USD.-	Tamir Takımı Komple Set
20HV	20HVQ
25HV	25HVQ
35HV	
45HV	

HOF HYDRAULIC SOLUTION

Yedek (Shaft) Mil'ler	Mil Tipi
HV20 # 1 Keyed Shaft 1	Kamalı Mil
20HV/20HVQ # 1 Keyed Shaft 1	
25HV/25HVQ # 1 Keyed Shaft 1	
25HV/HVQ # 11 Splined Shaft 11	Frezeli Mil
25HV/25HVQ # 86 Keyed Shaft 86	Kamalı Uzun Mil
35HV/HVQ # 1 Keyed Shaft 1	Kamalı Mil
35HV/HVQ # 11 Splined Shaft 11	Frezeli Mil
35HV/25HVQ # 86 Keyed Shaft 86	Kamalı Uzun Mil

45HV/HVQ # 1 Keyed Shaft 1	Kamalı Mil
45HV/HVQ # 11 Splined Shaft 11	Frezeli Mil
45HV/25HVQ # 86 Keyed Shaft 86	Kamalı Uzun Mil

Yedek (Shaft) Mil'ler	Mil Tipi
2520HV/HVQ # 1 Keyed Shaft 1	Kamalı Mil
3520HV/HVQ # 1 Keyed Shaft 1	
3520HV/HVQ # 86 Keyed Shaft 86	Kamalı Uzun Mil
3525HV/HVQ # 1 Keyed Shaft 1	Kamalı Mil
2520HV/HVQ # 86 Keyed Shaft 86	Kamalı Uzun Mil
4520HV/HVQ # 1 Keyed Shaft 1	Kamalı Mil
4525HV/HVQ # 1 Keyed Shaft 1	
4525HV/HVQ # 11 Keyed Shaft 11	Frezeli Mil
4525HV/HVQ # 86 Keyed Shaft 86	Kamalı Uzun Mil
4535HV/HVQ # 1 Keyed Shaft 1	Kamalı Mil
4535HV/HVQ # 11 Keyed Shaft 11	Frezeli Mil
4535HV/HVQ # 86 Keyed Shaft 86	Kamalı Uzun Mil

PALETLİ POMPA 20HV/HVQ

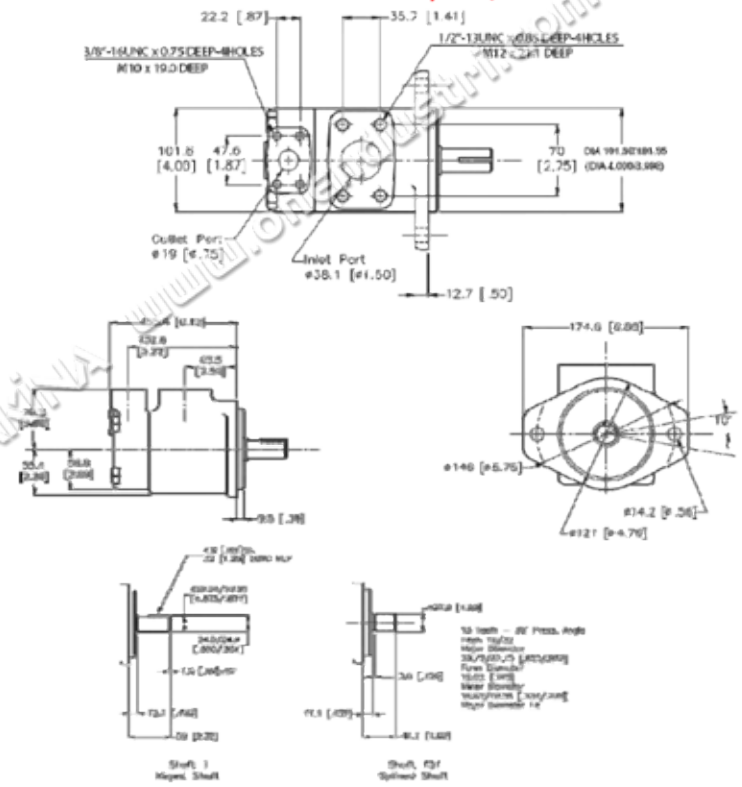

PALETLİ POMPA 25HV/HVQ

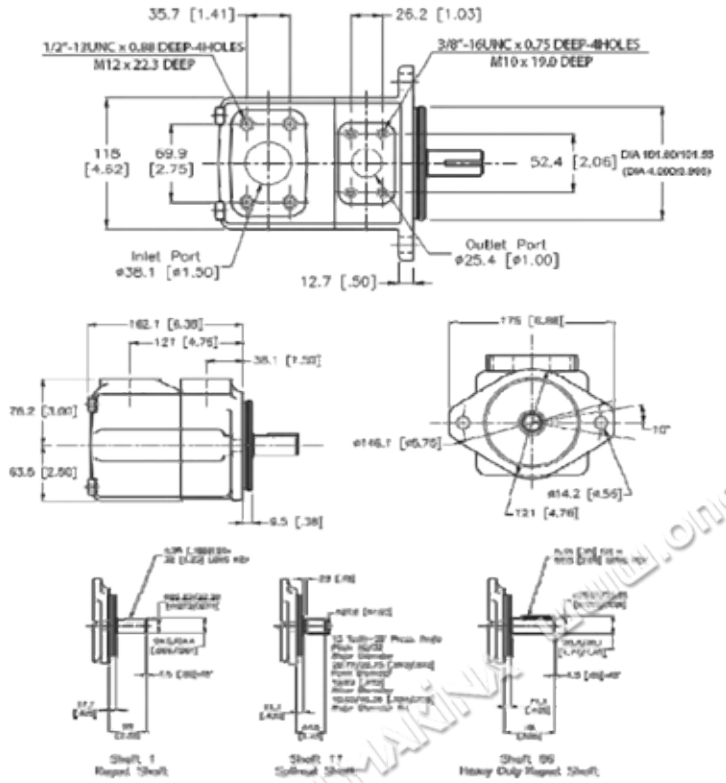

PALETLİ POMPA 35HV/HVQ

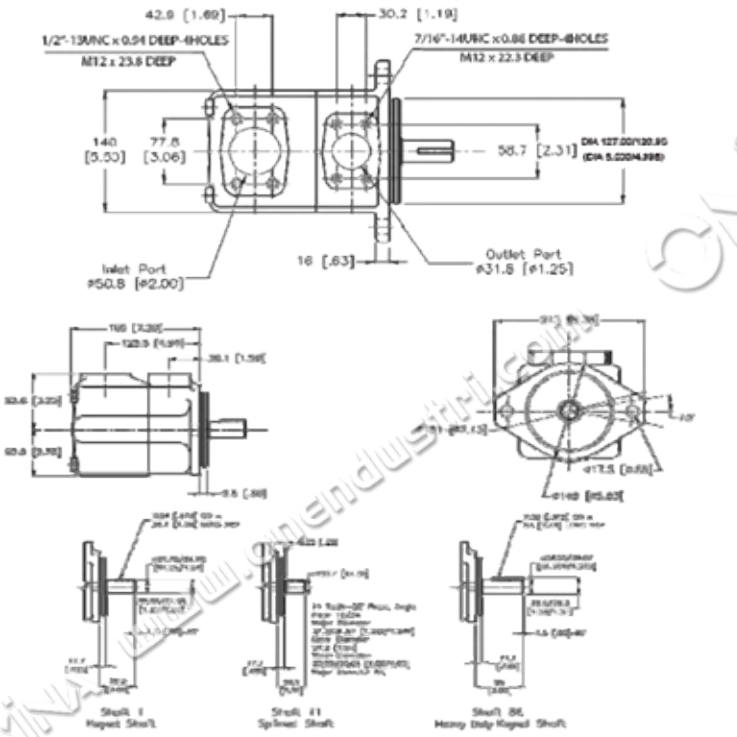

PALETLİ POMPA 45HV/HVQ

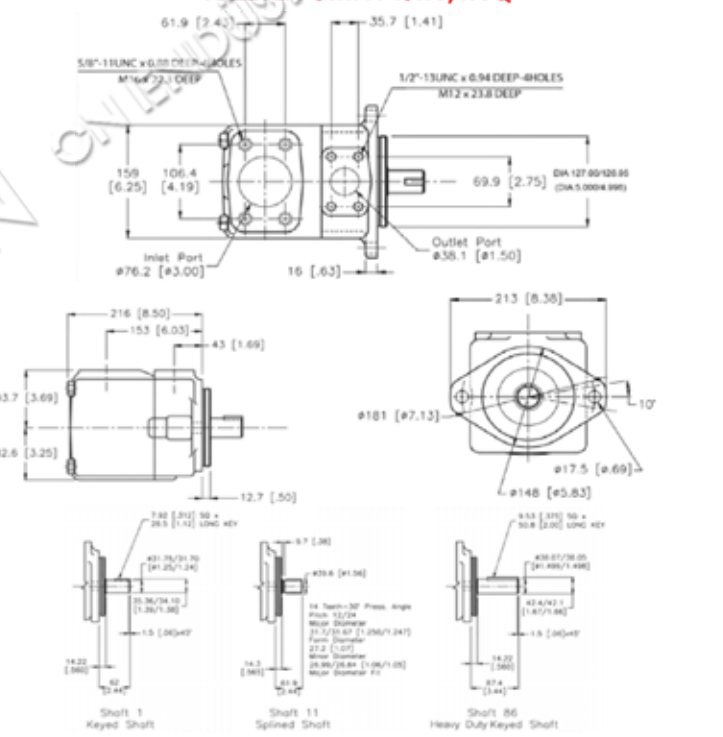

HOF HYDRAULIC SOLUTION

THAILAND TRUSTED QUALITY · BUREAU VERITAS

2520HV, 3520HV, 3525HV (ENDÜSTRİ TİP) TANDEM/ İKİLİ POMPA

Model	Cartridge Pozisyon	Delivery at 1200 rpm & 7 bar (100 psi) Usgpm	Displacement cm³/r (in³/r)	Maks. Basınç Bar (psi)	Typical Delivery at Maks.hız & basınç L/min(USgpm)	Typical Input Power at Maks.hız & basınç kW (hp)	Ağırlık (kg)
2520HV	(Ön)Shaft End	12	39 (2.47)	172 (2500)	62.1 (16.4)	22.9 (30.8)	21.0
		14	45 (2.78)		69.6 (18.4)	25.7 (34.5)	
		17	55 (3.39)		86.3 (22.8)	29.8 (40.0)	
		19	60.8 (3.72)		91.6 (25.4)	32.5 (43.5)	
		21	67 (4.13)		106.0 (28.0)	34.0 (45.6)	
	(Arka)Cover End	2	7.0 (0.42)	206 (3000)	11.3 (3.00)	5.2 (7.0)	
		5	18 (1.10)		28.4 (7.5)	11.2 (15.0)	
		8	27 (1.67)		45.4 (12.0)	17.0 (22.8)	
		9	30.2 (1.84)		51.0 (13.5)	18.7 (25.1)	
		11	36 (2.22)		56.8 (15.0)	22.6 (30.3)	
		12	40 (2.47)	158 (2300)	62.1 (16.4)	25.1 (33.7)	
		14	45 (2.78)	138 (2000)	69.6 (18.4)	28.3 (37.9)	
3520HV	(Ön)Shaft End	21	68.3 (4.18)	172 (2500)	106.3 (28.1)	33.9 (45.5)	31.2
		25	81 (4.94)		124.9 (33.0)	45.5 (61.0)	
		30	97 (5.91)		154.4 (40.8)	54.5 (73.0)	
		35	112 (6.83)		181.7 (48.0)	61.5 (82.4)	
		38	121 (7.37)		193.8 (51.2)	65.9 (88.3)	
	(Arka)Cover End	2	7.0 (0.42)	206 (3000)	11.3 (3.00)	5.2 (7.0)	
		5	18 (1.10)		28.4 (7.5)	11.2 (15.0)	
		8	27 (1.67)		45.4 (12.0)	17.0 (22.8)	
		9	30.2 (1.84)		51.0 (13.5)	18.7 (25.1)	
		11	36 (2.22)		56.8 (15.0)	22.6 (30.3)	
		12	40 (2.47)	158 (2300)	62.1 (16.4)	25.1 (33.7)	
		14	45 (2.78)	138 (2000)	69.6 (18.4)	28.3 (37.9)	
3525HV	(Ön)Shaft End	21	68.3 (4.18)	172 (2500)	106.3 (28.1)	33.9 (45.5)	34.5
		25	81 (4.94)		124.9 (33.0)	45.5 (61.0)	
		30	97 (5.91)		154.4 (40.8)	54.5 (73.0)	
		35	112 (6.83)		181.7 (48.0)	61.5 (82.4)	
		38	121 (7.37)		193.8 (51.2)	65.9 (88.3)	
	(Arka)Cover End	12	39 (2.47)		62.1 (16.4)	22.9 (30.8)	
		14	45 (2.78)		69.6 (18.4)	25.7 (34.5)	
		17	55 (3.39)		86.3 (22.8)	29.8 (40.0)	
		19	60.3 (3.72)		96.1 (25.4)	32.5 (43.5)	
		21	67 (4.13)		106.0 (28.0)	34.0 (45.6)	

Maks. Hız rpm - 1800

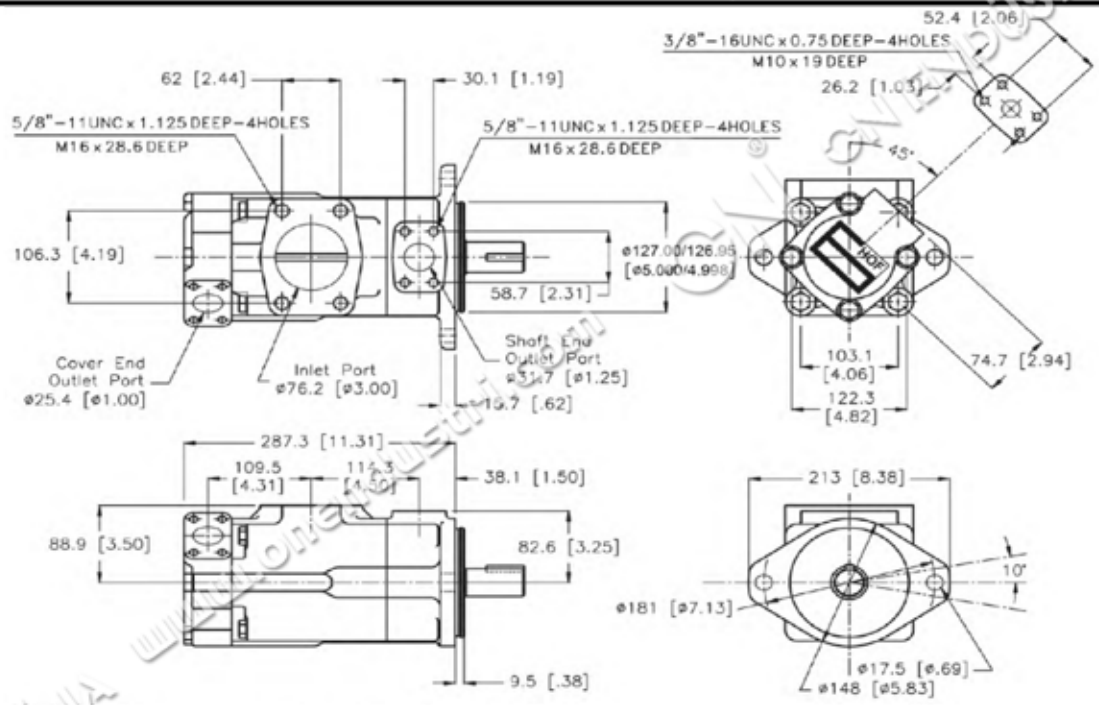

3525HV

HOF HYDRAULIC SOLUTION

THAILAND TRUSTED QUALITY BUREAU VERITAS

4520HV, 4525HV, 4535HV (ENDÜSTRİ TİP) TANDEM/İKİLİ POMPA

Model	Cartridge Pozisyon	Delivery at 1200 rpm & 7 Bar (100 psi) Usgpm	Displacement cm³/r (in³/r)	Maks. Basınç Bar (psi)	Typical Delivery at Maks.Hız& Basınç L/min(USgpm)	Typical Input Power at Maks.Hız& Basınç kW (hp)	Ağırlık (kg)
4520HV	(Ön)Shaft End	42	138 (8.41)	172 (2500)	208.2 (55.0)	75.3 (101.0)	43.0
		47	151.4 (9.26)		244.1 (64.5)	82.5 (110.6)	
		50	162 (9.85)		253.6 (67.0)	87.3 (117.0)	
		57	183.6 (11.23)		295.0 (77.8)	94.0 (126.0)	
		60	193 (11.75)		310.4 (82.0)	103.7 (139.0)	
	(Arka)Cover End	2	7.0 (0.42)	206 (3000)	11.3 (3.00)	5.2 (7.0)	
		5	18 (1.10)		28.4 (7.5)	11.2 (15.0)	
		8	27 (1.67)		45.4 (12.0)	17.0 (22.8)	
		9	30.2 (1.84)		51.0 (13.5)	18.7 (25.1)	
		11	36 (2.22)		56.8 (15.0)	22.6 (30.3)	
		12	40 (2.47)	158 (2300)	62.1 (16.4)	25.1 (33.7)	
		14	45 (2.78)	138 (2000)	69.6 (18.4)	28.3 (37.9)	
4525HV	(Ön)Shaft End	42	138 (8.41)	172 (2500)	208.2 (55.0)	75.3 (101.0)	44.0
		47	151.4 (9.26)		244.1 (64.5)	82.5 (110.6)	
		50	162 (9.85)		253.6 (67.0)	87.3 (117.0)	
		57	183.6 (11.23)		295.0 (77.8)	94.0 (126.0)	
		60	193 (11.75)		310.4 (82.0)	103.7 (139.0)	
	(Arka)Cover End	12	39 (2.47)		62.1 (16.4)	22.9 (30.8)	
		14	45 (2.78)		69.6 (18.4)	25.7 (34.5)	
		17	55 (3.39)		86.3 (22.8)	29.8 (40.0)	
		19	60.8 (3.72)		96.1 (25.4)	32.5 (43.5)	
		21	67 (4.13)		106.0 (28.0)	34.0 (45.6)	
4535HV	(Ön)Shaft End	42	138 (8.41)		208.2 (55.0)	75.3 (101.0)	56.4
		47	151.4 (9.26)		244.1 (64.5)	82.5 (110.6)	
		50	162 (9.85)		253.6 (67.0)	87.3 (117.0)	
		57	183.6 (11.23		295.0 (77.8)	94.0 (126.0)	
		60	193 (11.75)		310.4 (82.0)	103.7 (139.0)	
	(Arka)Cover End	21	68.3 (4.18)		106.3 (28.1)	33.9 (45.5)	
		25	81 (4.94)		124.9 (33.0)	45.5 (61.0)	
		30	97 (5.91)		154.4 (40.8)	54.5 (73.0)	
		35	112 (6.83)		181.7 (48.0)	61.5 (82.4)	
		38	121 (7.37)		193.8 (51.2)	65.9 (88.3)	

Maks.Hız rpm - 1800

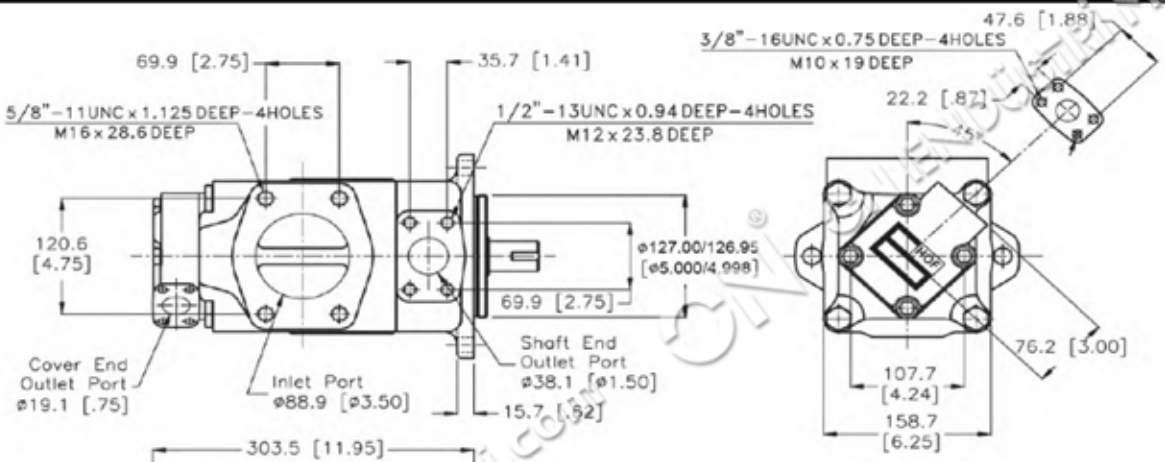

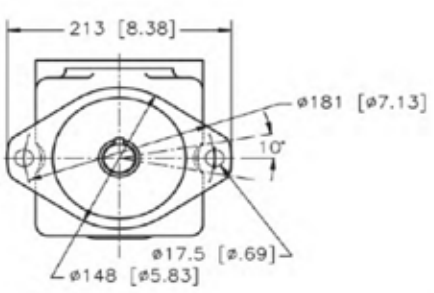

4520HV

HOF
HYDRAULIC SOLUTION

THAILAND TRUSTED QUALITY BUREAU VERITAS

2520HVQ, 3520HVQ, 3525HVQ (Mobil Tip) TANDEM/ İKİLİ POMPA

Model	Cartridge Pozisyon	Delivery at 1200 rpm & 7 Bar (100 psi) Usgpm	Displacement cm³/r (in³/r)	Maks. Hız rpm	Max. Basınç Bar (psi)	Typical Delivery at Maks.Hız& Basınç L/min(USgpm)	Typical Input Power at Maks.Hız& Basınç kW (hp)	Ağırlık (kg)
2520HVQ	(Ön) Shaft End	12	40 (2.45)	2500	206 (3000)	87.1 (23.0)	41.0 (55.0)	21.0
		14	45 (2.77)			102.2 (27.0)	46.6 (62.5)	
		17	55 (3.37)			117.3 (31.0)	51.8 (69.5)	
		19	60.8 (3.72)			130.5 (34.50)	53.0 (71.0)	
		21	67 (4.12)			143.8 (38.0)	61.9 (83.0)	
	(Arka) Cover End	2	7.0 (0.42)	2700	206 (3000)	15.9 (4.2)	7.3 (9.8)	
		5	18 (1.10)			37.9 (10.0)	16.4 (22.0)	
		8	27 (1.67)			60.6 (16.0)	24.2 (32.5)	
		9	30.2 (1.84)			71.5 (18.9)	32.9 (44.1)	
		11	36 (2.22)			75.0 (19.82)	33.9 (45.42)	
		12	39 (2.41)		158 (2300)	88.9 (23.5)	26.1 (35.02)	
		14	45 (2.80)		138 (2000)	104.1 (27.5)	26.9 (36.0)	
3520HVQ	(Ön) Shaft End	21	68.3 (4.18)	2500	206 (3000)	143.8 (38.0)	55.0 (73.9)	31.2
		25	81 (4.98)			145.7 (38.5)	66.4 (89.0)	
		30	97 (5.96)			177.9 (47.0)	77.6 (104.0)	
		35	112 (6.88)			208.2 (55.0)	89.5 (120.0)	
		38	121 (7.42)			223.3 (59.0)	97.0 (130.0)	
	(Arka) Cover End	2	7.0 (0.42)		206 (3000)	15.0 (4.0)	6.1 (8.2)	
		5	18 (1.10)			37.9 (10.0)	16.4 (22.0)	
		8	27 (1.67)			60.6 (16.0)	24.2 (32.5)	
		9	30.2 (1.84)			67.8 (17.9)	27.5 (36.8)	
		11	36 (2.22)			69.5 (18.35)	31.4 (42.05)	
		12	39 (2.41)		158 (2300)	88.9 (23.5)	26.1 (35.0)	
		14	45 (2.80)		138 (2000)	104.1 (27.5)	26.9 (36.0)	
3525HVQ	(Ön) Shaft End	21	68.3 (4.18)		206 (3000)	143.8 (38.0)	55.0 (73.9)	34.5
		25	81 (4.98)			145.7 (38.5)	66.4 (89.0)	
		30	97 (5.96)			177.9 (47.0)	77.6 (104.0)	
		35	112 (6.88)			208.2 (55.0)	98.5 (120.0)	
		38	121 (7.42)			223.3 (59.0)	97.0 (130.0)	
	(Arka) Cover End	12	40 (2.45)			84.0 (22.18)	34.0 (46.4)	
		14	45 (2.77)			98.7 (22.18)	39.1 (52.47)	
		17	55 (3.37)			117.3 (31.0)	51.5 (69.0)	
		19	60.8 (3.72)			130.5 (34.50)	53.0 (71.0)	
		21	67 (4.12)			143.8 (38.0)	61.9 (83.0)	

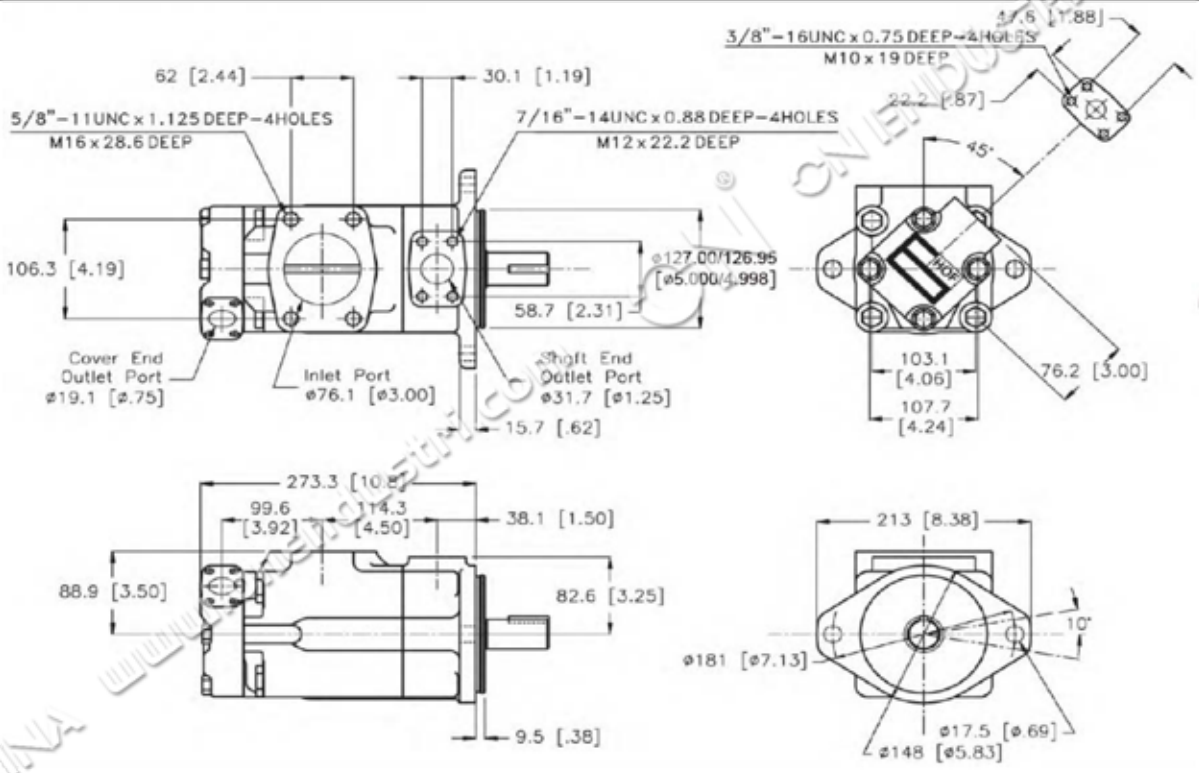

3520HVQ

HOF
HYDRAULIC SOLUTION

THAILAND TRUSTED QUALITY — BUREAU VERITAS

4520HVQ, 4525HVQ, 4535HVQ (MOBİL TİP) TANDEM/ İKİLİ POMPA

Model	Cartridge Pozisyon	Delivery at 1200 rpm & 7 Bar (100 psi) Usgpm	Displacement cm³/r (in³/r)	Max. Basınç Bar (psi)	Typical Delivery at maks.hız& basınç L/min(USgpm)	Typical Input Power at Maks.Hız& Basınç kW (hp)	Ağırlık (kg)
4520HVQ	(Ön) Shaft End	42	138 (8.46)	172 (2500)	251.7 (66.5)	91.4 (122.5)	43.0
		47	151.4 (9.26)		280.8 (74.2)	95.0 (127.3)	
		50	162 (9.90)		299.0 (79.0)	105.2 (141.0)	
		57	183.6 (11.23)		342.5 (90.5)	109.3 (146.6)	
		60	193 (11.80)		363.4 (96.0)	126.8 (170.0)	
	(Arka) Cover End	2	7.0 (0.42)	206 (3000)	13.6 (3.6)	5.6 (7.5)	
		5	18 (1.10)		32.2 (8.5)	14.5 (19.5)	
		8	27 (1.67)		51.1 (13.5)	21.3 (28.5)	
		9	30.2 (1.84)		59.7 (15.7)	24.2 (32.5)	
		11	36 (2.22)		61.1 (16.15)	27.6 (37.01)	
		12	39 (2.41)	158 (2300)	77.6 (20.5)	23.1 (31.0)	
		14	45 (2.80)	138 (2000)	90.8 (24.0)	23.9 (32.0)	
4525HVQ	(Ön) Shaft End	42	138 (8.46)	172 (2500)	251.7 (66.5)	91.4 (122.5)	44.0
		47	151.4 (9.26)		280.8 (74.2)	95.0 (127.3)	
		50	162 (9.90)		299.0 (79.0)	105.2 (141.0)	
		57	183.6 (11.23)		342.5 (90.5)	109.3 (146.6)	
		60	193 (11.80)		363.4 (96.0)	126.8 (170.0)	
	(Arka) Cover End	12	40 (2.45)	206 (3000)	73.9 (19.52)	30.5 (40.8)	
		14	45 (2.77)		86.9 (22.95)	34.4 (46.17)	
		17	55 (3.37)		100.3 (26.5)	45.5 (61.0)	
		19	60.8 (3.72)		120.6 (31.8)	48.8 (69.5)	
		21	67 (4.12)		124.9 (33.0)	54.5 (73.0)	
4535HVQ	(Ön) Shaft End	42	138 (8.46)	172 (2500)	251.7 (66.5)	91.4 (122.5)	56.4
		47	151.4 (9.26)		280.8 (74.2)	95.0 (127.3)	
		50	162 (9.90)		299.0 (79.0)	105.2 (141.0)	
		57	183.6 (11.23)		342.5 (90.5)	109.3 (146.6)	
		60	193 (11.80)		363.4 (96.0)	126.8 (170.0)	
	(Arka) Cover End	21	68.3 (4.18)	206 (3000)	128 (33.8)	51.9 (69.5)	
		25	81 (4.98)		145.7 (38.5)	66.4 (89.0)	
		30	97 (5.96)		177.9 (47.0)	77.6 (104.0)	
		35	112 (6.88)		208.2 (55.0)	89.5 (120.0)	
		38	121 (7.42)		223.3 (59.0)	97.0 (130.0)	

Maks. Hız rpm - 2200

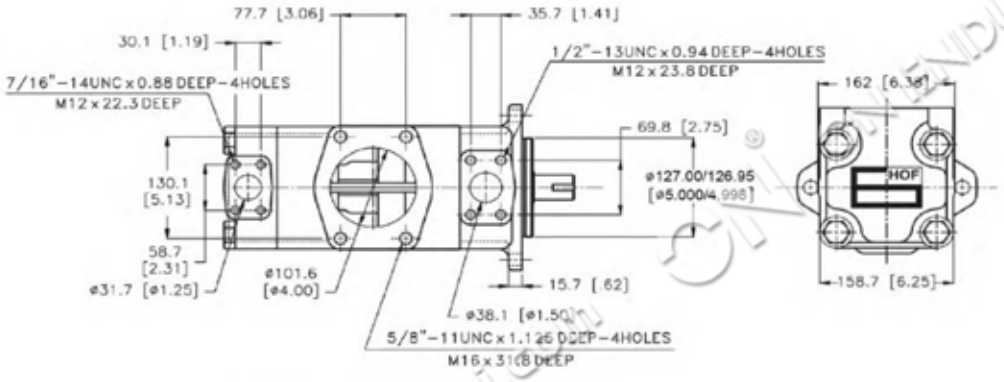

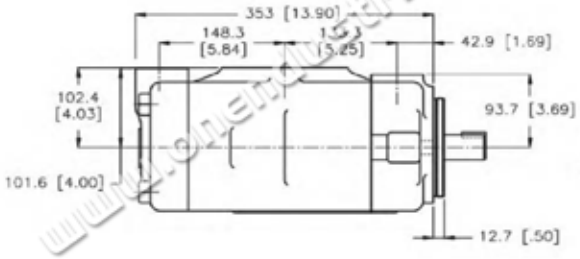

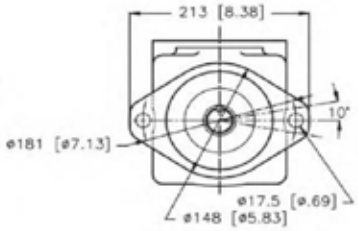

4535HVQ

HOF HYDRAULIC SOLUTION

THAILAND TRUSTED QUALITY — BUREAU VERITAS

HT6C PALETLI POMPA

Tip (Galon)	Displacement (cm³/r (in³/r)	Min. Hız rpm	Maks. Hız rpm	Maks.Inter. Basınç Bar(psi)	Maks. Cont. Basınç Bar(psi)
003	10.8 (0.66)	600	2800	275 (4000)	240 (3500)
005	17.2 (1.05)				
006	21.3 (1.30)				
008	26.4 (1.61)				
010	34.1 (2.08)				
012	37.1 (2.26)				
014	46.0 (2.81)				
017	58.3 (3.56)				
020	63.8 (3.89)				
022	70.3 (4.29)		2500		
025	79.3 (4.84)				
028	88.8 (5.42)			206 (3000)	160 (2300)
031	100.0 (6.10)				
Ağırlık (kg) : 15.0					

*Standard shaft : Shaft 1 SAE B Keyed Shaft

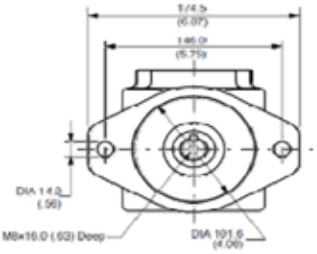

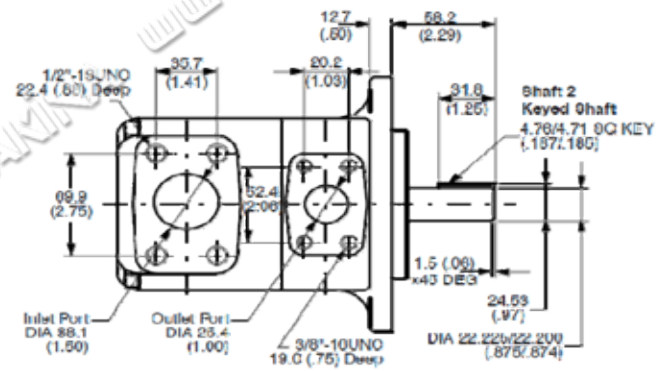

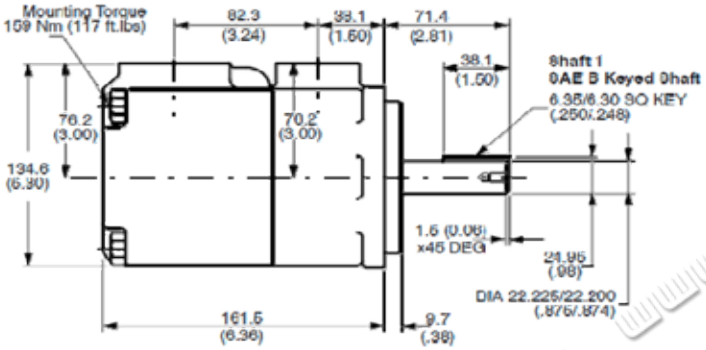

Cartridge Kit HT6C

Delivery at 1200 rpm & 7 bar (100 psi)	Displacement (cm³/r (in³/r)	Min. Hız rpm	Maks. Hız rpm	Maks. Basınç bar(psi)	Typical Delivery at Maks.Hız & Basınc L/min (USgpm)	Typical Input Power at Maks.Hız & Basınç kW (hp)
003	10.8 (0.66)	600	2800	275 (4000)	21.3 (5.64)	13.9 (18.67)
005	17.2 (1.05)				29.3 (7.73)	22.2 (29.79
006	21.3 (1.30)				43.3 (11.45)	27.4 (36.77)
008	26.4 (1.61)				55.1 (14.57)	34.0 (45.54)
010	34.1 (2.08)				80.2 (21.18)	43.9 (54.84)
012	37.1 (2.26)				80.8 (21.35)	47.7 (63.93)
014	46.0 (2.81)				112.2 (29.63)	59.3 (79.49)
017	58.3 (3.56)				154.6 (40.84)	75.1 (100.70)
020	63.8 (3.89)				159.1(42.04)	82.1 (100.04)
022	70.3 (4.29)		2500		158.9 (41.98)	80.8 (108.35)
025	79.3 (4.84)				180.4 (47.66)	91.2 (122.24)
028	88.8 (5.42)			206 (3000)	207.6 (54.85)	76.6 (102.67)
031	100.0 (6.10)				239.6 (63.30)	86.2 (115.55)
Ağırlık (kg) : 4.0						

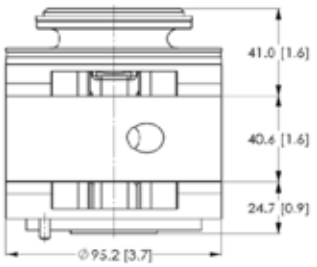

HOF HYDRAULIC SOLUTION

HT6D PALETLİ POMPA					
Tip (Galon)	Displacement (cm³/r (in³/r)	Min. Hız rpm	Maks. Hız rpm	Maks. Inter. Basınç bar(psi)	Maks. Cont. Basınç bar(psi)
014	47.6 (2.90)	600	2500	240 (3500)	206 (3000)
017	58.2 (3.55)				
020	66.0 (4.03)				
024	79.5 (4.85)				
028	89.7 (5.47)				
031	98.3 (6.00)				
035	111.0 (6.77)				
038	120.3 (7.34)				
042	136.0 (8.30)		2200		
045	145.7 (8.89)				
050	158.0 (9.64)			206 (3000)	160 (2300)
Ağırlık (kg) : 27.0					

*Standard shaft : Shaft 2 Keyed Shaft

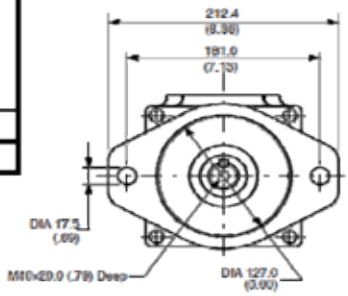

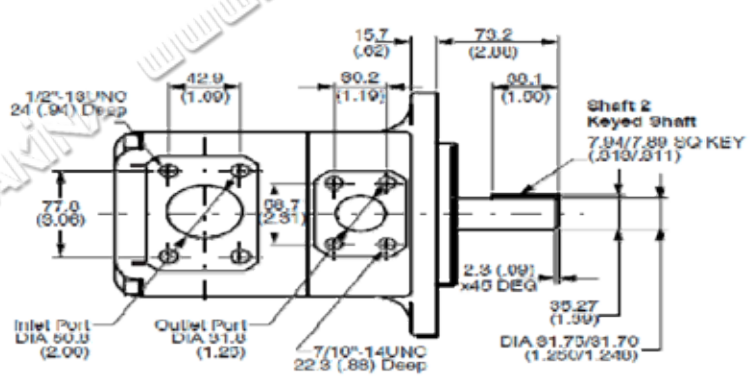

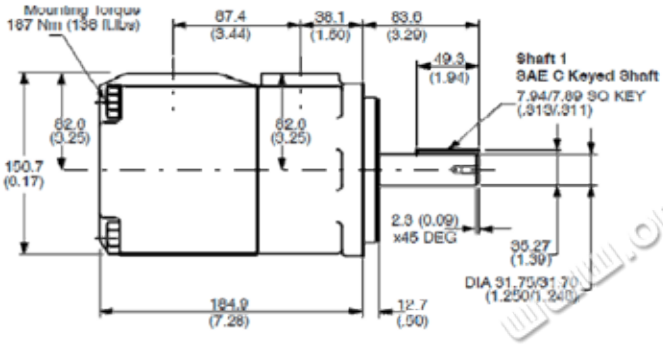

CARTRIDGE KIT HT6D						
Delivery at 1200 rpm & 7 bar (100 psi)	Displacement (cm³/r (in³/r)	Min. Hız rpm	Maks. Hız rpm	Maks. Basınç bar(psi)	Typical Delivery at Maks.Hız& Basınç L/min(USgpm)	Typical Input Power at Maks.Hız& Basınç kW (hp)
014	47.6 (2.90)	600	2500	240 (3500)	94.4 (24.94)	47.8 (64.09)
017	58.2 (3.55)				137.6 (36.36)	58.5 (78.45)
020	66.0 (4.03)				140.0 (36.99)	66.4 (89.06)
024	79.5 (4.85)				175.8 (46.46)	80.0 (107.18)
028	89.7 (5.47)				198.5 (51.73)	90.2 (120.89)
031	98.3 (6.00)				215.8 (57.00)	98.9 (132.6)
035	111.0 (6.77)				247.4 (65.37)	111.6 (149.61)
038	120.3 (7.34)				270.5 (71.47)	121.0 (162.21)
042	136.0 (9.30)		2200		278.9 (73.69)	120.4 (161.42)
045	145.7 (8.89)				300.7 (79.43)	129.0 (172.89)
050	158.0 (9.64)			206 (3000)	324.3 (85.67)	119.9 (160.69)
Ağırlık (kg) : 7.8						

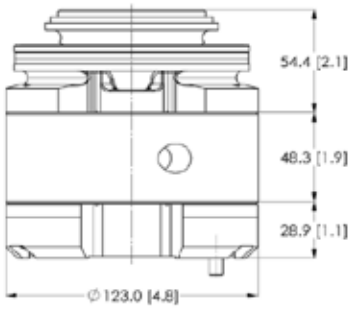

HOF HYDRAULIC SOLUTION

THAILAND TRUSTED QUALITY · BUREAU VERITAS

HT7E PALETLİ POMPA

Tip (Galon)	Displacement cm3/r 1(in³/r)	Min. Hız rpm	Maks. Hız rpm	Maks. Inter. Basınç bar(psi)	Maks. Cont. Basınç bar(psi)	Ağırlık (kg)
042	132.3(8.07)	600	1800	240 (3500)	206 (3000)	43.0
045	142.4(8.70)					
050	158.5(9.67)					
052	164.8(10.00)					
054	173.8(10.60)					
057	180.7 (11.02)					
062	196.7(12.00)					
066	213.3(13.00)					
072	227.1(13.86)					
085	269.8(16.40)		2000	90 (1300)	75 (1100)	

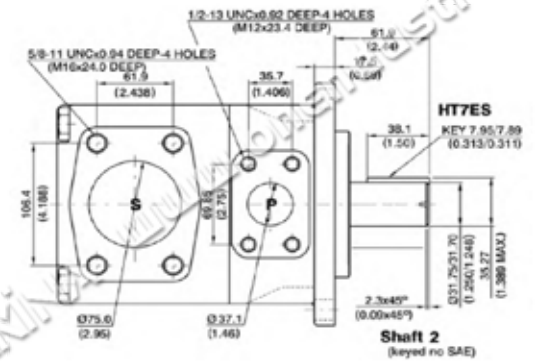

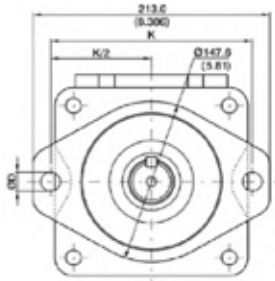

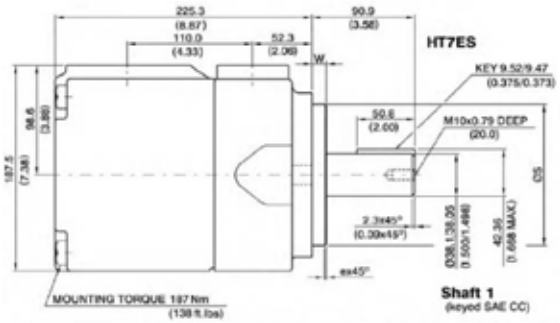

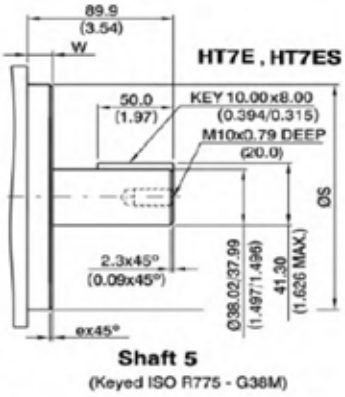



CARTRIDGE KIT HT7E / HT67E

Delivery at 1200 rpm & 7 bar (100 psi)	Displacement (cm³/r (in³/r)	Min. Hız rpm	Maks. Hız rpm	Maks. Basınç bar(psi)	Typical Delivery at Maks.Hız& Basınç L/min(USgpm)	Typical Input Power at Maks.Hız & Basınç kW (hp)
042	132.3 (8.07)	600	2200	240(3500)	259.5 (68.59)	117.1 (156.94)
045	142.4 (8.70)				283.4 (74.87)	126.2 (169.19)
050	158.5 (9.67)				319.0 (84.28)	140.3 (188.06)
052	164.8 (10.00)				331.1 (87.49)	145.1 (194.48)
054	173.8 (10.60)				352.8 (93.21)	153.8 (206.15)
057	180.7 (11.02)				370.1 (97.77)	159.9 (214.31)
062	196.7 (12.00)				403.7 (106.65)	174.1 (233.37)
066	213.3 (13.00)				448.3 (118.45)	188.6 (252.82)
072	227.1 (13.86)				468.4 (123.76)	201.1 (269.54)
085	269.8 (16.40)		2000	90 (1300)	495.6 (130.93)	80.3 (107.69)
Ağırlık (kg) : 11.8						

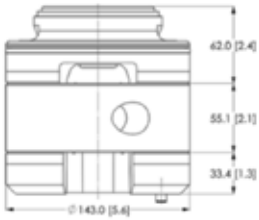

HOF
HYDRAULIC SOLUTION

THAILAND TRUSTED QUALITY
BUREAU VERITAS

HT6GC TRUCK PUMP

Tip (Galon)	Displacement cm³/r (in³/r)	Min. Hız rpm	Maks. Hız rpm	Maks. Inter. Basınç bar(psi)	Maks. Cont. Basınç bar(psi)	Ağırlık (kg)
003	10.8 (0.66)	2800	600	275 (4000)	240 (3500)	17.5
005	17.2 (1.05)					
006	21.3 (1.30)					
008	26.4 (1.61)					
010	34.1 (2.08)					
012	37.1 (2.26)					
014	46.0 (2.81)					
017	58.3 (3.56)					
020	63.8 (3.89)					
022	70.3 (4.29)					
025	79.3 (4.84)	2500	600	210 (3000)	160 (2300)	
028	88.8 (5.42)					
031	100.0 (6.10)					

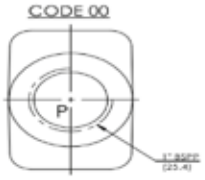

*Performance Characteristics same as HT6C

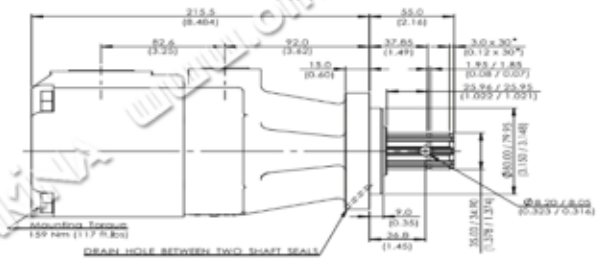

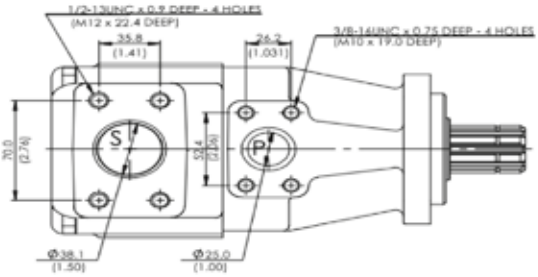

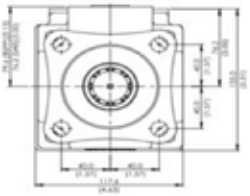

HİGH TORQUE-YÜKSEK TORQ.PALETLİ MOTOR HM2-210 & HM-220

Model Series	Torque Nm/6, 9 bar (lb in/100 psi)	Displacement cm³/r (in³/r)	Maksimum speeds & pressure	Ağırlık (kg)
HM2-210 & HM2-220	2.0 (25)	24.7 (1.51)	2200r/min @ 138bar(2000 psi)	9.4
	4.0 (35)	35.4 (2.16)	1800r/min @ 121 bar(1750psi)	

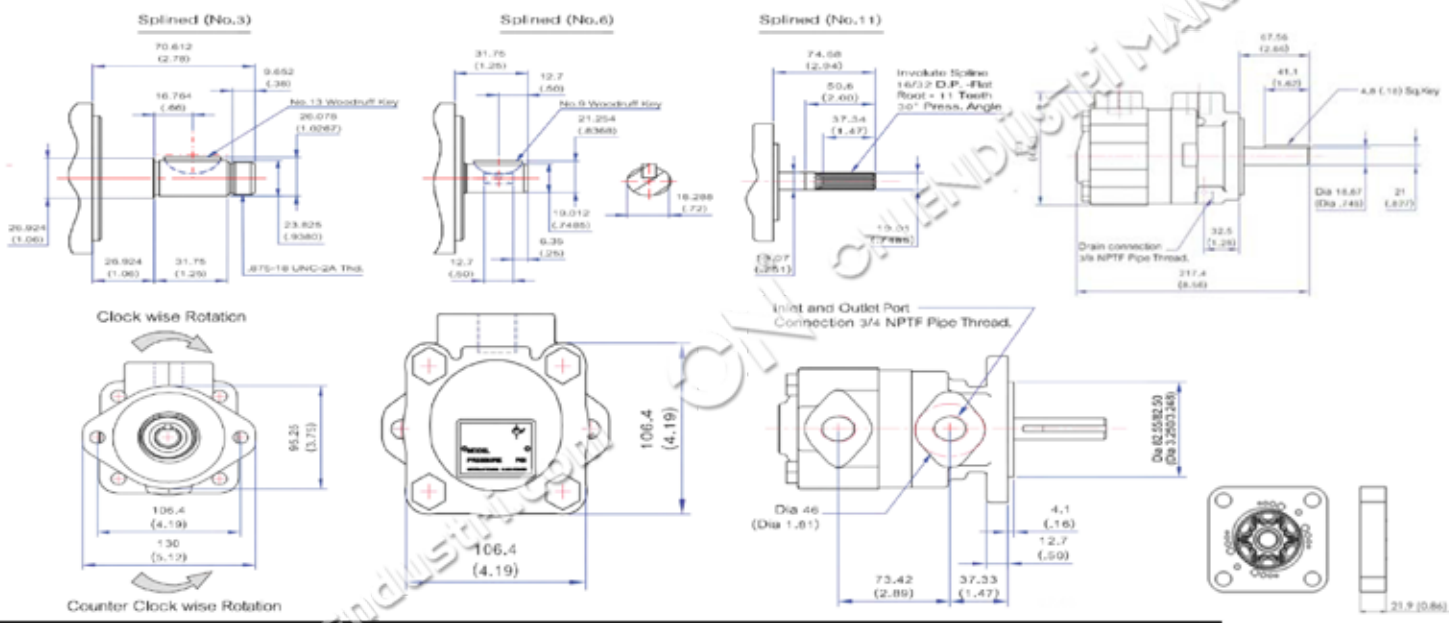

CARTRİDGE KİT HM2-210

Model Series	Torque Nm/6, 9 bar (lb in/100 psi)	Displacement cm³/r (in³/r)	Maksimum speeds & pressure	Ağırlık (kg)
HM2 - 210	2.0 (25)	24.7 (1.51)	2200 r/min @ 138 bar (200 psi)	1.37
	4.0 (35)	35.4 (2.16)	180 r/min @ 121 bar (1750 psi)	

HOF HYDRAULIC SOLUTION

THAILAND TRUSTED QUALITY BUREAU VERITAS

HT6CC, HT6CCW TANDEM-IKILI POMPA

Shaft End Pump				Cover End Pump				Min. Hız rpm	Maks. Hız rpm
Size	Displacement cm³/r 1(in³/r)	Maks. Inter. Basınç bar(psi)	Maks. Cont. Basınç bar(psi)	Size	Displacement cm³/r 1(in³/r)	Maks. Inter. Basınç bar(psi)	Maks. Cont. Basınç bar(psi)		
003	10.8 (0.66)	275 (4000)	240(3500)	003	10.8 (0.66)	275 (4000)	240(3500)	600	2800
005	17.2 (1.05)			005	17.2 (1.05)				
006	21.3 (1.30)			006	21.3 (1.30)				
008	26.4 (1.61)			008	26.4 (1.61)				
010	34.1 (2.08)			010	34.1 (2.08)				
012	37.1 (2.26)			012	37.1 (2.26)				
014	46.0 (2.81)			014	46.0 (2.81)				
017	58.3 (3.56)			017	58.3 (3.56)				
020	63.8 (3.89)			020	63.8 (3.89)				
022	70.3 (4.29)			022	70.3 (4.29)				
025	79.3 (4.84)			025	79.3 (4.84)				
028	88.8 (5.42)	206 (3000)	160 (2300)	028	88.8 (5.42)	206 (3000)	160 (2300)		
031	100.0 (6.10)			031	100.0 (6.10)				
HT6CC Kartriç Kit (Iç Grup)									

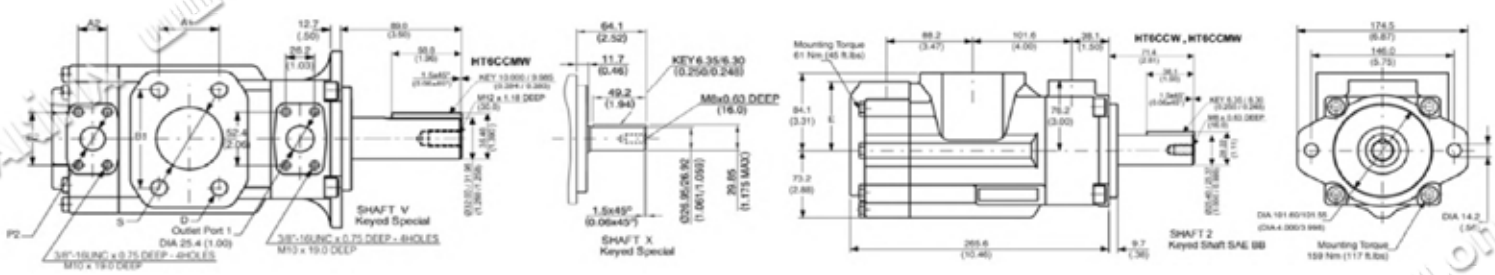

HT6DC, HT6DCW TANDEM-IKILI POMPA

Shaft End Pump				Cover End Pump				Min. Hız rpm	Maks. Hız rpm
Size	Displacement cm³/r 1(in³/r)	Maks. Inter. Basınç bar(psi)	Maks. Cont. Basınç bar(psi)	Size	Displacement cm³/r 1(in³/r)	Maks. Inter. Basınç bar(psi)	Maks. Cont. Basınç bar(psi)		
014	47.6 (2.90)	240 (3500)	240(3500)	003	10.8 (0.66)	275(4000)	240(3500)	600	2500
017	58.2 (3.55)			005	17.2 (1.05)				
020	66.0 (4.03)			006	21.3 (1.30)				
024	79.5 (4.85)			008	26.4 (1.61)				
028	89.7 (5.47)			010	34.1 (2.08)				
031	98.3 (6.00)			012	37.1 (2.26)				
035	111.0 (6.77)			014	46.0 (2.81)				
038	120.3 (7.34)			017	58.3 (3.56)				
042	136.0 (8.30)			020	63.8 (3.89)				
045	145.7 (8.89)			022	70.3 (4.29)				
050	158.0 (9.64)	206 (3000)	160 (2300)	025	79.3 (4.84)				
				028	88.8 (5.42)	206(3000)	160(2300)		
				031	100.0 (6.10)				
HT6DC Kartriç Kit (Iç Grup)									

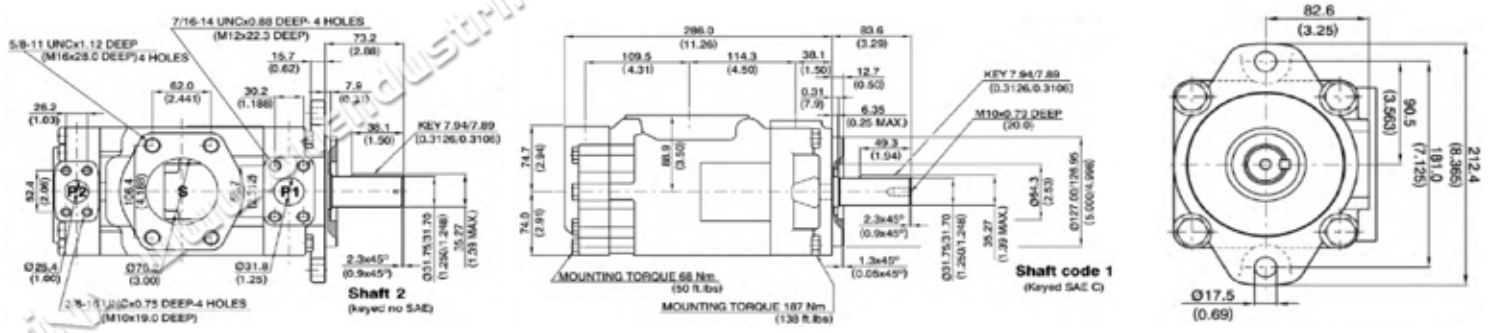

HOF HYDRAULIC SOLUTION

THAILAND TRUSTED QUALITY BUREAU VERITAS

HT67EC TANDEM / İKİLİ POMPA

Shaft End Pump (Ön)				Cover End (Arka)					
Size	Displacement cm³/r 1(in³/r)	Maks. Hız rpm	Min. Hız rpm	Size	Displacement cm³/r 1(in³/r)	Maks. Hız rpm	Min. Hız rpm	Min. Hız rpm	Maks. Hız rpm
042	132.3(8.07)	240 (3000)	206 (3000)	003	10.8 (0.66)	275 (4000)	240 (3500)	600	2200
045	142.4(8.70)			005	17.2 (1.05)				
050	158.5(9.67)			006	21.3 (1.30)				
052	164.8(10.00)			008	26.4 (1.61)				
054	173.8 (10.60)			010	34.1 (2.08)				
057	180.7 (11.02)			012	37.1 (2.26)				
062	196.7 (12.00)			014	46.0 (2.81)				
066	213.3 (13.00)			017	58.3 (3.56)				
072	227.1 (13.86)			020	63.8 (3.89)				
085	269.8 (16.40)	90 (1300)	75 (1100)	022	70.3 (4.29)				
				025	79.3 (4.84)				
				028	88.8 (5.42)	206 (3000)	160 (2300)		
				031	100.0 (6.10)				

Ağırlık (kg) : 54.2

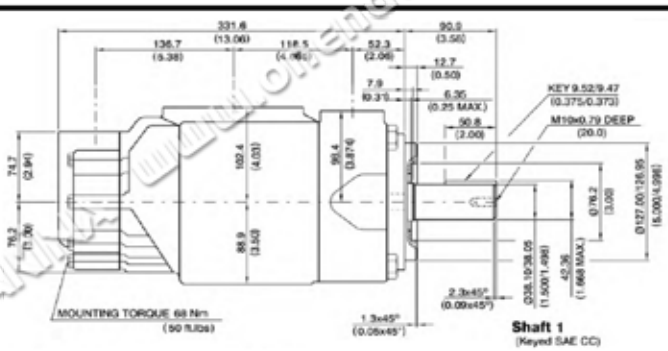

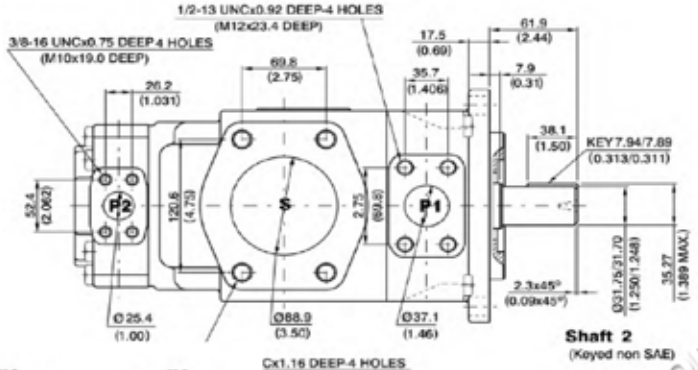

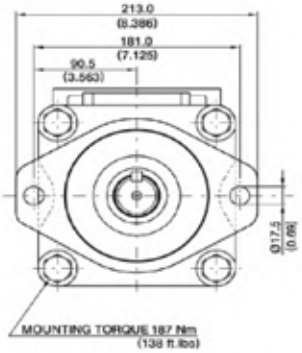

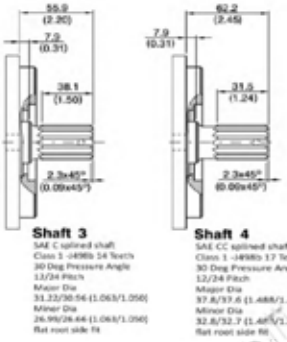

Cartridge Kit HT67E

Delivery at 1200 rpm & 7 bar (100 psi)	Displacement (cm³/r (in³/r)	Min. Hız rpm	Maks. Hız rpm	Maks. Basınç bar(psi)	Typical Delivery at Maks.Hız & Basınç L/min (USgpm)	Typical Input Power at Maks.Hız & Basınç kW (hp)
042	132.3(8.07)	600	2200	240 (3500)	259.5 (68.56)	117.1 (156.94)
045	142.4(8.70)				283.4 (74.87)	126.2 (169.19)
050	158.5(9.67)				319.0 (84.28)	140.3 (188.06)
052	164.8(10.00)				331.1 (87.49)	145.1 (194.48)
054	173.8 (10.60)				352.8 (93.21)	153.8 (206.15)
057	180.7 (11.02)				370.1 (97.77)	159.9 (214.31)
062	196.7 (12.00)				403.7 (106.65)	174.1 (233.37)
066	213.3 (13.00)				448.3 (118.45)	188.6 (252.82)
072	227.1 (13.86)				468.4 (123.76)	201.1 (269.54)
085	269.8 (16.40)		2000	90 (1300)	495.6 (130.93)	80.3 (107.69)

Ağırlık (kg) : 11.8

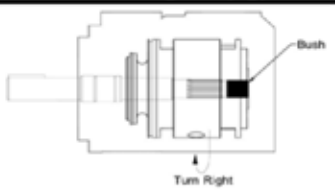

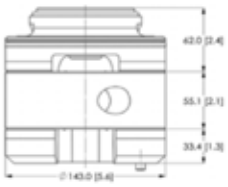

HOF HYDRAULIC SOLUTION

THAILAND TRUSTED QUALITY BUREAU VERITAS

HT7ED TANDEM / İKİLİ POMPA

Shaft End Pump				Cover End Pump				Min. Hız rpm	Maks. Hız rpm
Size	Displacement cm³/r 1(in³/r)	Maks. Inter. Basınç bar(psi)	Maks. Cont. Basınç bar(psi)	Size	Displacement cm³/r 1(in³/r)	Maks. Inter. Basınç bar(psi)	Maks. Cont. Basınç bar(psi)		
042	132.3(8.07)	240 (3500)	206 (3000)	014	47.6 (2.90)	300(4350)	250 (3600)	600	2200
045	142.4(8.70)			017	58.2 (3.5)				
050	158.5(9.67)			020	66.0 (4.03				
052	164.8(10.00)			022	70.0 (4.27)				
054	173.8 (10.60)			024	79.5 (4.85)				
057	180.7(11.02)			028	89.7 (5.47)				
062	196.7(12.00))			031	98.3 (6.00)				
066	213.3(13.00)			035	111.0 (6.77)	280 (4060)			
072	227.1(13.86)			038	120.3 (7.34)				
085	269.8 (16.40)	90(1300)	75 (1100)	042	136.0 (8.30)	260 (3770)	235 (3400)		
				045	145.7 (8.89)	240 (3500)	206 (3000)		
				050	158.0 (9.64)	206 (3000)	160 (2300)		
Weight kg : 64.5									

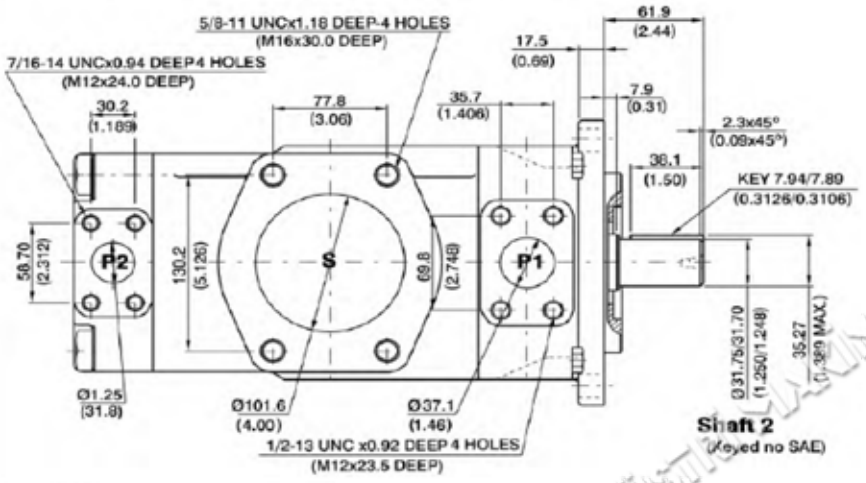

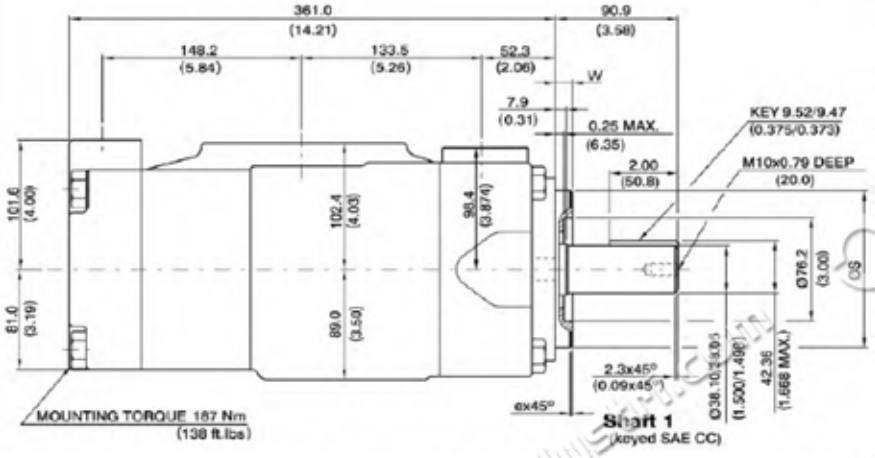

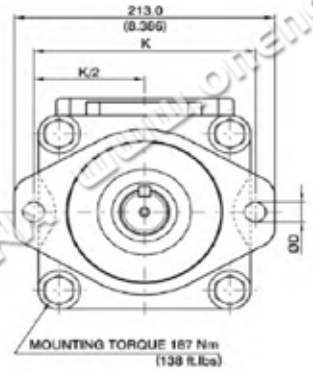

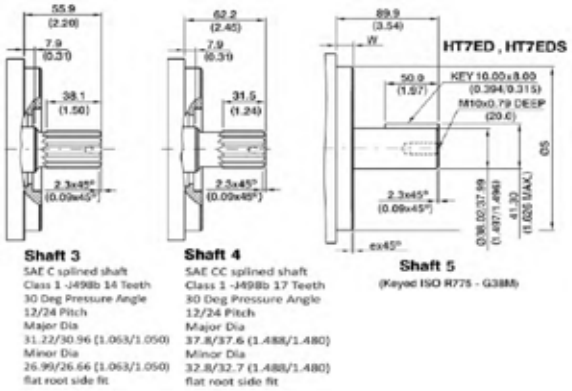

HOF
HYDRAULIC SOLUTION

THAILAND TRUSTED QUALITY BUREAU VERITAS

HT6GCC PRESSURE DOUBLE VANE PUMP

Shaft End Pump				Cover End Pump				
Size	Displacement cm3/r (in3/r)	Maks. int. Basınç bar (psi)	Maks. Cont. Basınç bar (psi)	Size	Displacement cm3/r (in3/r)	Maks. int. Basınç bar (psi)	Maks.Cont. Basınç bar (psi)	Maks. Hız rpm
003	10.8 (0.66)	280 (4000)	240 (3500)	003	10.8 (0.66)	280 (4000)	240 (3500)	2800
005	17.2 (1.05)			005	17.2 (1.05)			
006	21.3 (1.30)			006	21.3 (1.30)			
008	26.4 (1.61)			008	26.4 (1.61)			
010	34.1 (2.08)			010	34.1 (2.08)			
012	37.1 (2.26)			012	37.1 (2.26)			
014	46.0 (2.81)			014	46.0 (2.81)			
017	58.3 (3.56)			017	58.3 (3.56)			
020	63.8 (3.89)			020	63.8 (3.89)			
022	70.3 (4.29)			022	70.3 (4.29)			
025	79.3 (4.84)			025	79.3 (4.84)			2500
028	88.8 (5.42)	210 (3000)	160 (2300)	028	88.8 (5.42)	210 (3000)	160 (2300)	
031	100.0 (6.10)			031	100.0 (6.10)			
Ağırlık (kg) : 28.0								

*Performance Characteristics same as HT6C, HT6CC

PORT	A	B	C	D	E
S	106.4 (4.19)	61.9 (2.44)	Ø76.2 (3.00)		5/8" - 11 UNC x 1.12 DEEP (M16 x 28.4 DEEP)
S	88.9 (3.50)	50.8 (2.00)	Ø63.5 (2.50)		1/2" - 13 UNC x 0.94 DEEP (M12 x 24.0 DEEP)
P2	47.7 (1.88)	22.2 (0.88)	Ø19.0 (0.75)	76.2 (3.00)	3/8" - 16 UNC x 0.75 DEEP (M10 x 19.0 DEEP)
P2	52.4 (2.06)	26.2 (1.03)	Ø25.4 (1.00)	74.7 (3.94)	

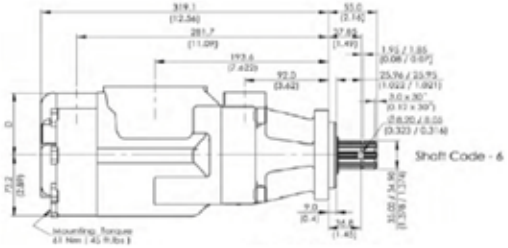

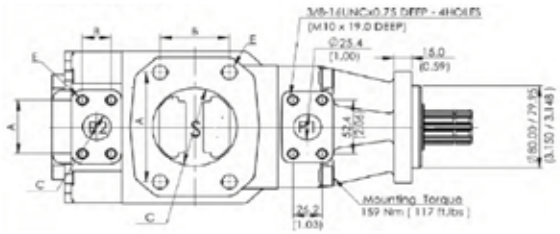

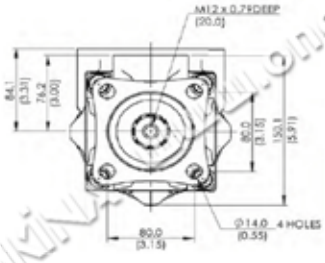

HVTM42 HIDROLİK DİREKSİYON PALETLİ POMPA (POWER STEERING VANE PUMP)

Model Series	Ring Size Delivery at 1200 r/min & 7 bar (100 psi) Usgpm	Geometric Disp. cm³/r (in³/r)	Maximum Hız at 7 bar (100 psi) rpm	Maximum Hız at 100 bar (1500 psi)	Maximum Hız at 140 bar (2000 psi) rpm	Maks. Basınç Bar (psi)
HVTM42	1	3.4 (0.21)	7000	5000	4250	140(2000)
	1,5	5.0 (0.31)		4500	4000	
	2	6.2 (0.38)		4200	3800	
	4	12.9 (0.79)		2800	2800	
	5	15.7 (0.96)	6000	2600	2300	
	6	19.3 (1.18)	5000	2500	2000	
Ağırlık (kg) : 7.2						

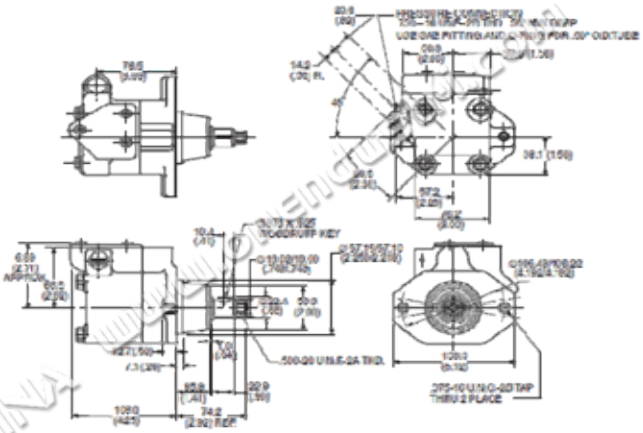

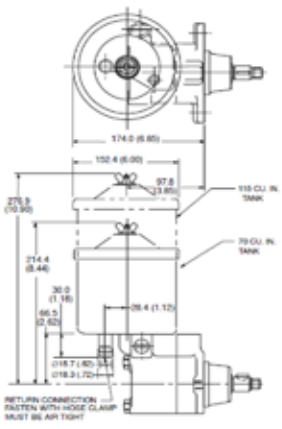

HOF
HYDRAULIC SOLUTION

THAILAND TRUSTED QUALITY — BUREAU VERITAS

HIGH TORQUE-YÜKSEK TORQ. PALETLİ MOTOR 25HM & 35HM & 45HM

Model Series	Torque Nm/6. 9 bar (lb in/100 psi)	Displacement cm³/r (in³/r)	Flow input/ required @ 1200 r/min L/min (USgpm)	Maximum Speeds & Pressure	Ağırlık (kg)
25HM	3.3 (30)	29.0 (1.77)	34.8 (9.19)	4000 r/min @ 34 bar (500 psi) 3000 r/min @ 172 bar (2500 psi)	18.5
	4.7 (42)	43.9 (2.68)	52.6 (13.9)		
	6.2 (55)	57.7 (3.52)	69.3 (18.3)		
	7.3 (65)	68.7 (4.19)	82.5 (21.8)		
35HM	9.0 (80)	83.6 (5.10)	100.3 (26.5)		29.4
	10.7 (95)	100.3 (6.12)	120.4 (31.8)		
	13.0 (115)	121.9 (7.44)	146.1 (38.6)		
45HM	14.7 (130)	138.0 (8.42)	165.4 (43.7)		41.6
	17.5 (155)	163.2 (9.96)	195.7 (51.7)		
	20.9 (185)	193.2 (11.79)	232.0 (61.3)		

CARTRIDGE KIT 25HM

Model Series	Torque Nm/6. 9 bar (lb in/100 psi)	Displacement cm3/r (in3/r)	Flow input/ required @ 1200 r/min L/min (USgpm)	Maximum speeds & pressure	Ağırlık (kg)
25HM	3.3 (30)	29.0 (177)	34.8 (9.19)	3600 r/min @ 34 bar (500 psi) (Continuous Operation) 4000 r/min @ 34 bar (500 psi) (Intermittent Operation)	4.8
	4.7(42)	43.9 (2.68)	52.6 (13.9)		
	6.2 (55)	57.7 (3.52)	69.3(18.3)		
	7.3 (65)	68.7 (4.19)	82.5 (21.8)		

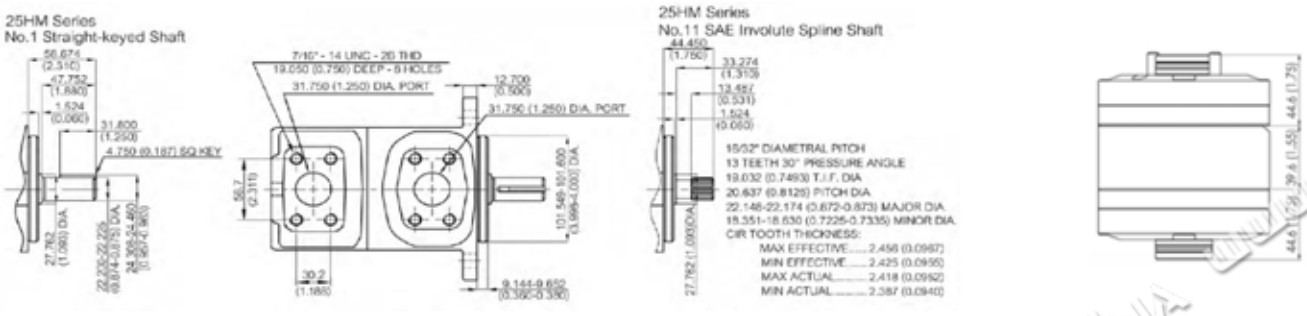

CARTRIDGE KIT 35HM

35HM	9.0 (80)	83.6 (5.10)	100.3 (26.5)	3600 r/min @ 34 bar (500 psi) (Continuous Operation) 4000 r/min @ 34 bar (500 psi)	7.4
	10.7 (95)	100.3 (6.12)	120.4 (31.8)		
	13.0 (115)	121.9 (7.44)	146.1 (38.6)		

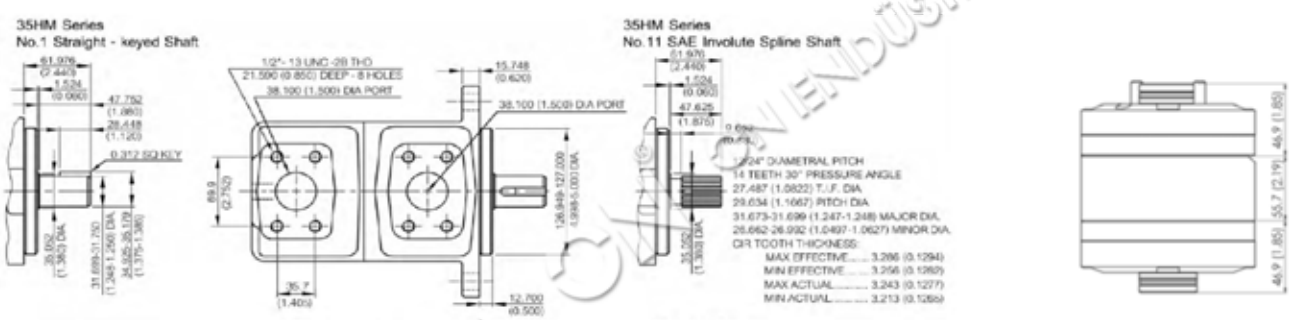

CARTRIDGE KIT 45HM

45HM	14.7 (130)	138.0 (8.42)	165.4 (43.7)	2400r/min @ 155 bar (2250 psi)[1] 3000r/min @ 172 bar (2500 psi)[2]	11.8
	17.5 (155)	163.2 (9.96)	195.7 (51.7)		
	20.9 (185)	193.2 (11.79)	232.0 (61.3)		

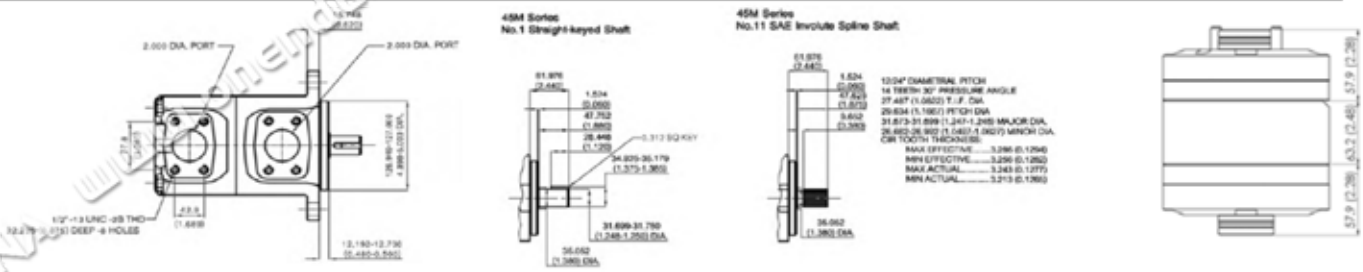

HOF HYDRAULIC SOLUTION

MCD 20/50 MONOBLOK KUMANDA KOLLARI				
Tipi	Diş Ölçüsü	Debi lt/dk.	Maks. Basınç Bar	Maks. Dönüş Bar
MCD 20/1	3/8''	45	350	25
MCD 20/2				
MCD 20/3				
MCD 50/1	1/2''	70	350	25
MCD 50/2				
MCD 50/3				

MCD 20/1

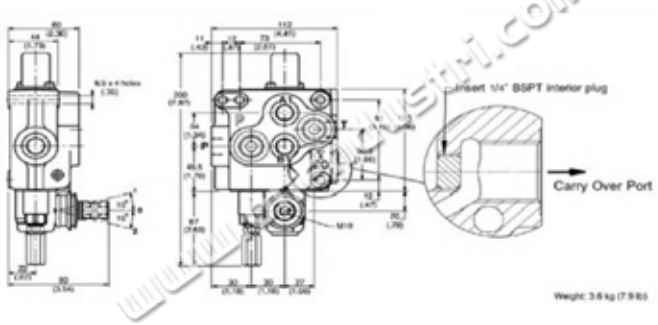

MCD 20/2

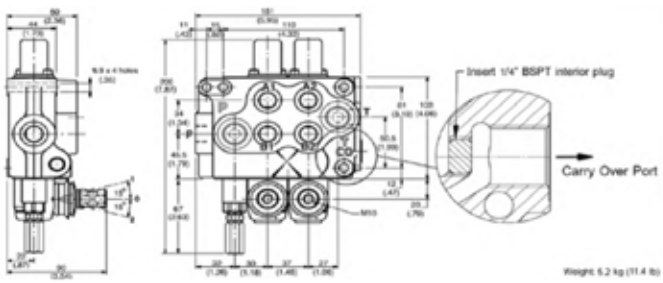

MCD 20/3

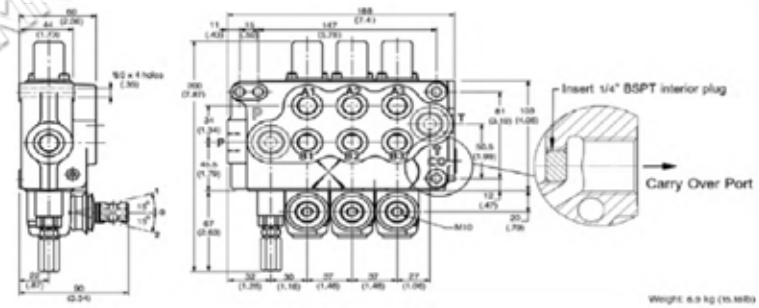

Port Connection

MCD20

Code	Thread	Port A-B	Port P	Port T	Port CO
B3	BSP	3/8"	3/8"	3/8"	3/8"
B4	BSP	1/2"	1/2"	1/2"	1/2"
S	SAE	SAE 8	SAE 10	SAE 10	SAE 10

MCD 50/1

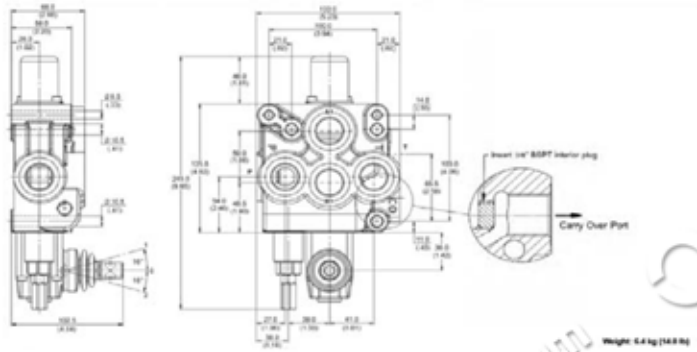

MCD 50/2

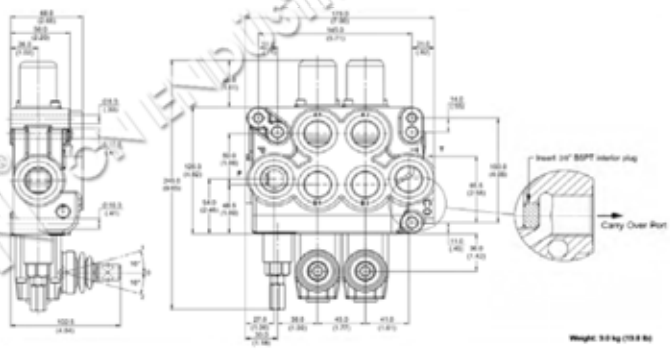

MCD 50/3

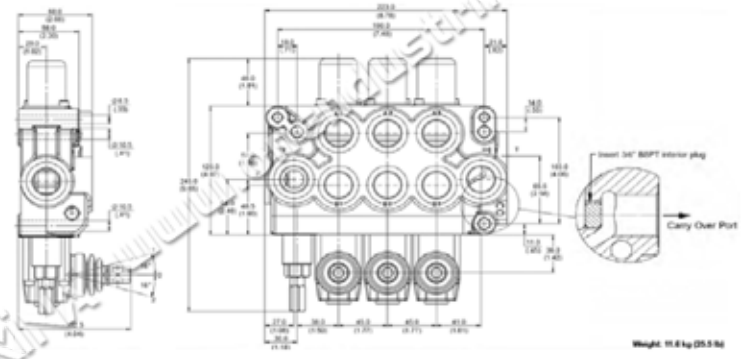

Port Connection

MCD50

Code	Thread	Port A-B	Port P	Port T	Port CO
B4	BSP	1/2"	1/2"	3/4"	1/2"
B6	BSP	3/4"	3/4"	3/4"	3/4"
S	SAE	SAE 10	SAE 12	SAE 12	SAE 12

HOF HYDRAULIC SOLUTION

THAILAND TRUSTED QUALITY · BUREAU VERITAS

DİLİMLİ KUMANDA KOLLARI

Tipi MCD	Diş Ölç. (A-B-P)	Debi lt/dk.	Maks. Basınç Bar	Maks. Dönüş Bar
MCD 10/1	1/2"	80	350	25
MCD 10/2				
MCD 10/3				
MCD 10/4				
MCD 10/5				
MCD 10/6				
MCD 10/7				
MCD 10/8				
MCD 10/9				
MCD 10/10				
MCD 10/11				
MCD 10/12				

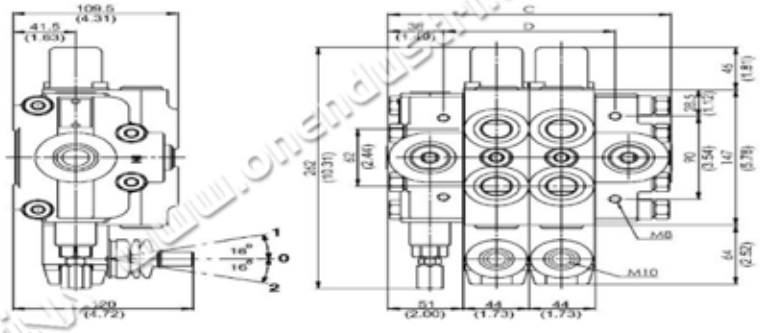

Specification

Nominal Flow	80 L/min (21 USgpm)
Max. Pressure	210 bar (3000 psi)
Port A-B	BSP 1/2", SAE8, BSP 3/4"
Port P	BSP 1/2", SAE10, BSP 3/4"
Port T	BSP 3/4", SAE10, BSP 3/4"

	C		D		Weight	
	mm	inch	mm	inch	Kg	lb
MCD 10/1	144	5.67	70	2.76	10.2	22.4
MCD 10/2	188	7.40	114	4.49	14.9	32.8
MCD 10/3	232	9.13	158	6.22	19.6	43.1
MCD 10/4	276	10.87	202	7.95	24.3	53.5
MCD 10/5	320	12.60	246	9.69	29.0	63.8
MCD 10/6	364	14.33	290	11.42	33.7	74.1
MCD 10/7	408	16.06	334	13.15	38.4	84.5
MCD 10/8	452	17.80	378	14.88	43.1	94.8
MCD 10/9	496	19.53	422	16.61	47.8	105.2
MCD 10/10	540	21.26	466	18.35	52.5	115.5
MCD 10/11	584	23.00	510	20.07	57.2	126.1
MCD 10/12	628	24.70	554	21.81	61.9	136.4

P-02 BASINÇ ŞALTERİ

Model	Valve Size	Pressure Range bar (psi)	Electrical Rating	Kullanım alanları
P-02 (L)	1/4" (Low pressure)	1-70 bar (14-1000 psi)	DC 24 V AC 110-250 V/3A	Hydraulic Oil Air, Water
P-02(H)	1/4" (High pressure)	10-400 bar (140-5800 psi)	DC 24 V AC 110-250 V/3A	Hydraulic Oil

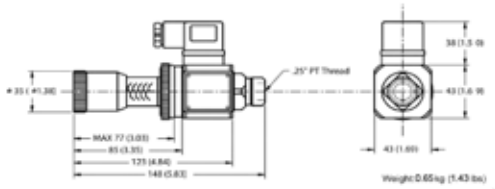

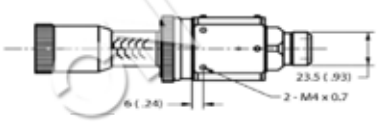

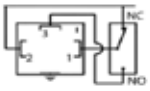

DEPO SEVİYE GÖSTERGE KÜÇÜK & BÜYÜK TİP (TERMOMETRELİ)

Model	A	B
HL-76	103 (4.05)	76 (3.0)
HL-127	154 (6.06)	127 (5.0)

DEPO KAPAĞI ZİNCİR BAĞLANTILI

Model	HB-55-72

HL-127

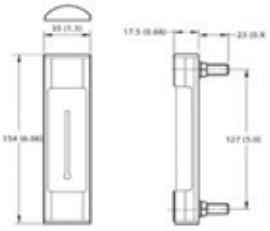

HYDRAULIK SEEHAUSEN

ISO 9001 DNV GECERTIFICEERD

(CETOP 3) NG 6 1/4" BOBİNLİ YÖN - KONTROL VALFLERİ		
Tipi	Konum Spool Tipi	Voltaj AC-DC
WE 06 DA 08 A	NG-6 4/2 TB	12
		24
		220 (205VDC)
WE 06 DA 01 C	NG-6 4/3 KM	12
		24
		220 (205VDC)
WE 06 DA 03 C	NG-6 4/3 HM	12
		24
		220 (205VDC)
WE 06 DA 04 C	NG-6 4/3 ABT	12
		24
		220 (205VDC)
WE 06 DA 09 C	NG-6 4/3 AM	12
		24
		220 (205VDC)



(CETOP 7) NG 16 5/8" Gövde + Pilot YÖN DENETİM VALFİ Maks. Debi (Lt/dk) 320			
Tipi	Kontrol Spool Tipi	Maks. Debi (Lt/dak)	
		320 Bar'da	(210 Bar'da)
WE 16 DA 08 A	NG-16 TB	300	250
WE 16 DA 01 C	NG-16 KM		
WE 16 DA 03 C	NG-16 HM		
WE 16 DA 04 C	NG-16 ABT		
WE 16 DA 09 C	NG-16 AM		
WE 16 DA 09 C-C	NG-16 AM-Check		
(CETOP 8) NG 25 3/4" Gövde + Pilot YÖN DENETİM VALFİ Maks. Debi (Lt/dk) 320			
WE 25 DA 08 A	NG-25 TB	600	500
WE 25 DA 01 C	NG-25 KM		
WE 25 DA 03 C	NG-25 HM		
WE 25 DA 04 C	NG-25 ABT		
WE 25 DA 09 C	NG-25 AM		
WE 25 DA 09C-C	NG-25 AM-Check		



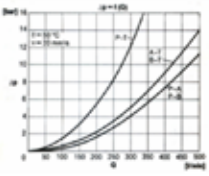

(CETOP 5) NG 10 1/2" BOBİNLİ YÖN - KONTROL VALFLERİ		
Tipi	Konum Spool Tipi	Voltaj AC-DC
WE 10 DB 08 A	NG-10 4/2 TB	12
		24
		220 (205VDC)
WE 10 DB 01 C	NG-10 4/3 KM	12
		24
		220 (205VDC)
WE 10 DB 03 C	NG-10 4/3 HM	12
		24
		220 (205VDC)
WE 10 DB 04 C	NG-10 4/3 ABT	12
		24
		220 (205VDC)
WE 10 DB 09 C	NG-10 4/3 AM	12
		24
		220 (205VDC)

(CETOP 3) NG 6 1/4" MANUAL (KOL KUMANDA) KONTROL VALFLERİ		
Tipi	Kod	Konum Spool Tipi
06-002.00/081.12/068.00.0	102474	NG-6 4/2 TB
06-001.00/011.12/069.00.0	161374	NG-6 4/3 KM
06-001.00/041.12/069.00.0	102468	NG-6 4/3 ABT
06-001.00/091.12/069.00.0	102472	NG-6 4/3 AM
(CETOP 5) NG 10 MANUAL (KOL KUMANDA) KONTROL VALFLERİ		
10-002.00/081.12/068.00.0	102474	NG-10 4/2 TB
10-001.00/011.12/069.00.0	161374	NG-10 4/3 KM
10-001.00/041.12/069.00.0	102468	NG-10 4/3 ABT
10-001.00/091.12/069.00.0	102472	NG-10 4/3 AM

H.SEEHAUSEN VALF BOBİNLERİ NG06/NG10			
Tipi	Voltaj AC-DC	Kod	Ölçü / Diam
Bobin NG06	12 VDC	BM45-13604COA	21,5mm.
	24 VDC	BM45-13604COB	
	110 VAC	BM45-13604EOA	
	220VAC (205VDC)	BM45-13604EOB	
Bobin NG10	12V DC	BM45-13606COA	31mm.
	24V DC	BM45-13606COB	
	110V AC	BM45-13606EOA	
	220AC (205VDC)	BM45-13606EOB	

Not: 205VDC / 220VAC Dönüştürücü soketler

hydraulica

(CETOP 2) NG 4 BOBİNLİ YÖN - KONTROL VALFLERİ				
Tipi CETOP 2	Norm NG 4	Konum Spool Tipi	Voltaj AC-DC	Maks. Debi Lt/dk.
4WE4D	1/4"	NG-4 4/2 TB	12	30
			24	
			220	
4WE4E	1/4"	NG-4 4/3 KM	12	30
			24	
			220	
4WE4J	1/4"	NG-4 4/3 ABT	12	30
			24	
			220	

(CETOP 3) NG 6 BOBİNLİ YÖN - KONTROL VALFLERİ				
Tipi CETOP 3	Norm NG 6	Konum Spool Tipi	Voltaj AC-DC	Maks. Debi Lt/dk.
4WE6D	1/4"	NG-6 4/2 TB	12	60
			24	
			220	
4WE6E	1/4"	NG-6 4/3 KM	12	60
4WE6E			24	
4WE6E			220	
4WE6H	1/4"	NG-6 4/3 HM	12	60
4WE6H			24	
4WE6H			220	
4WE6J	1/4"	NG-6 4/3 ABT	12	60
4WE6J			24	
4WE6J			220	
4WE6G	1/4"	NG-6 4/3 AM	12	60
4WE6G			24	
4WE6G			220	
4WE6 BOBIN	1/4"	NG6 Coil	12-24 DC	23 mm. İç çap
4WE6 BOBIN			110-220 AC	

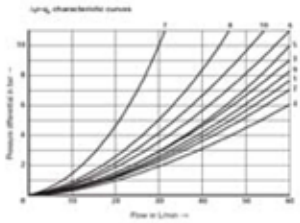

(CETOP 5) NG 10 BOBİNLİ YÖN - KONTROL VALFLERİ				
Tipi CETOP 5	Norm NG 10	Konum Spool Tipi	Voltaj AC-DC	Maks. Debi Lt/dk.
4WE10D	1/2"	NG-10 4/2 TB	12	120
4WE10D			24	
4WE10D			220	
4WE10E	1/2"	NG-10 4/3 KM	12	120
4WE10E			24	
4WE10E			220	
4WE10H	1/2"	NG-10 4/3 HM	12	120
4WE10H			24	
4WE10H			220	
4WE10J	1/2"	NG-10 4/3 ABT	12	120
4WE10J			24	
4WE10J			220	
4WE10G	1/2"	NG-10 4/3 AM	12	120
4WE10G			24	
4WE10G			220	
4WE10 BOBIN	1/2"	NG10 Coil	12-24 DC	31 mm.İç çap
4WE10 BOBIN			110-220 AC	

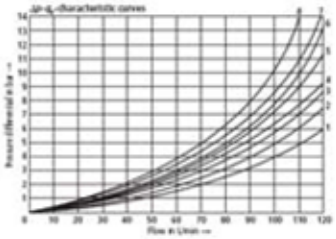

hydraulica

(CETOP 7) NG 16 (CETOP 8) NG25 YÖN DENETİM VALFİ - (GÖVDE)					
Tipi CETOP 7 & CETOP 8	Konum Spool Tipi	Norm NG 16-25	Maks. Bas. Bar	Maks. Debi (Lt/dk.) (250 Bar'da)	 (210 Bar'da)
HWH 16D	TB GÖVDE	NG 16	250	160	*
HWH 16E	KM GÖVDE				*
HWH 16H	HM GÖVDE				*
HWH 16H-C	HM ÇEKLİ GÖVDE				*
HWH 16J	ABT GÖVDE				*
HWH 16G	AM GÖVDE				*
HWH 16G-C	AM ÇEKLİ GÖVDE				*
HWH 25D	TB GÖVDE	NG25	210	*	250
HWH 25E	KM GÖVDE			*	
HWH 25H	HM GÖVDE			*	
HWH 25H-C	HM ÇEKLİ GÖVDE			*	
HWH 25J	ABT GÖVDE			*	
HWH 25G	AM GÖVDE			*	
HWH 25G-C	AM ÇEKLİ GÖVDE			*	
HWH 32D	TB GÖVDE	NG32	210	*	400
HWH 32E	KM GÖVDE			*	
HWH 32H	HM GÖVDE			*	
HWH 32H-C	HM ÇEKLİ GÖVDE			*	
HWH 32J	ABT GÖVDE			*	
HWH 32G	AM GÖVDE			*	
HWH 32G-C	AM ÇEKLİ GÖVDE			*	

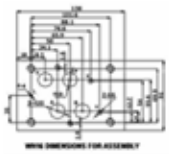

NG6 & NG10 MANUEL (KOL) KUMANDA VALFLERİ Maks. 315 bar					
Tipi	Konum	Bağlantı/Diş Ölçüsü			Debi (lpm)
FS-02-2B2	NG6TB - 1/4 TB	NG6	TB	Konum (Spring)	35 lpm.
FS-02-3C2	NG6KM - 1/4 KM		KM		
FS-02-3C3	NG6HM - 1/4 HM		HM		
FS-02-3C4	NG6ABT - 1/4 ABT		ABT		
FS-02-3C6	NG6AM - 1/4 AM		AM		
FS-03-2B2	NG10TB - 1/2 TB	NG10	TB	Konum (Spring)	63 lpm.
FS-03-3C2	NG10KM - 1/2 KM		KM		
FS-03-3C3	NG10HM - 1/2 HM		HM		
FS-03-3C4	NG10ABT - 1/2 ABT		ABT		
FS-03-3C6	NG10AM - 1/2 AM		AM		

NG6 ve NG10 Kremayer'li (Kalmalı) tiplerini sorunuz

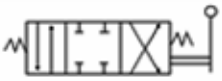

NG16 MANUEL (KOL) KUMANDA VALFLERİ Maks. 315 bar					
Tipi	Konum	Bağlantı/Diş Ölçüsü			Debi (lpm)
FS-04-2B2 (Spring Type)	NG16TB - 5/8 TB	5/8	TB	Kollu Valf (Yay'lı)	100 lpm
FS-04-3C2 (Spring Type)	NG16KM - 5/8 KM		KM		
FS-04-3C3 (Spring Type)	NG16HM - 5/8 HM		HM		
FS-04-3C4 (Spring Type)	NG16ABT - 5/8 ABT		ABT		
FS-04-3C6 (Spring Type)	NG16AM - 5/8 AM		AM		
FS-04-2B2/OF DETENT type (Kremayer'li)	NG16TB - 5/8 TB	5/8	TB	Kollu Valf (Kalmalı)	100 lpm
FS-04-3C2/OF DETENT type (Kremayer'li)	NG16KM - 5/8 KM		KM		
FS-04-3C3/OF DETENT type (Kremayer'li)	NG16HM - 5/8 HM		HM		
FS-04-3C4/OF DETENT type (Kremayer'li)	NG16ABT - 5/8 ABT		ABT		
FS-04-3C6/OF DETENT type (Kremayer'li)	NG16AM - 5/8 AM		AM		

hydraulica

(CETOP 3) NG 6 MODÜLER BASINÇ AYAR (Emniyet) VALFLERİ			
Tipi CETOP 3	Norm NG 6	Konum	Maks. Debi Lt/dk.
ZDB06VA	1/4 Basınç Ayar	A hattı	35
ZDB06VB		B hattı	
ZDB06VP		P hattı	
ZDB06VC		AB Hattı (İkiz)	

(CETOP 5) NG 10 MODÜLER BASINÇ AYAR (Emniyet) VALFLERİ			
Tipi CETOP 5	Norm NG 10	Konum	Maks. Debi Lt/dk.
ZDB10VA	1/2 Basınç Ayar	A hattı	70
ZDB10VB		B hattı	
ZDB10VP		P hattı	
ZDB10VC		AB Hattı (İkiz)	

(CETOP 3) NG6 MODÜLER BASINÇ DÜŞÜRÜCÜLER			
Tipi CETOP 3	Norm NG6	Konum	Maks. Debi Lt/dk.
ZDR06A	1/4 Mod. Basınç Düşürücü	A hattı	35
ZDR06B		B hattı	
ZDR06P		P hattı	

(CETOP 5) NG 10 MODÜLER BASINÇ DÜŞÜRÜCÜLER			
Tipi CETOP 5	Norm NG10	Konum	Maks. Debi Lt/dk.
ZDR10A	1/2 Mod. Basınç Düşürücü	A hattı	70
ZDR10B		B hattı	
ZDR10P		P hattı	

(CETOP 3) NG 6 MODÜLER KİLİT VALFLERİ				
Tipi CETOP 3	Kontrol Pozisyon	Bağlantı Normu	Maks. Basınç Bar	Maks. Debi Lt/dk.
Z2S6A	A Hattı	NG6	320	40
Z2S6B	B Hattı			
Z2S6	AB Hattı (İkiz)			

(CETOP 5) NG 10 MODÜLER KİLİT VALFLERİ				
Tipi CETOP 5	Kontrol Pozisyon	Bağlantı Normu	Maks. Basınç Bar	Maks. Debi Lt/dk.
Z2S10A	A Hattı	NG10	250	80
Z2S10B	B Hattı			
Z2S10	AB Hattı (İkiz)			

(CETOP 7-8) NG 16& NG25 MODÜLER İKİZ KİLİT VALFLERİ				
Tipi CETOP 7	Kontrol Pozisyon	Bağlantı Normu	Maks. Basınç Bar	Maks. Debi Lt/dk.
Z2S16	AB Hattı (İkiz)	NG16	220	190
Z2S25		NG25		300

(CETOP 3) NG 6 MODÜLER (Debi) HIZ AYAR VALFLERİ				
Tipi CETOP 3	Kontrol Pozisyon	Bağlantı Normu	Maks. Basınç Bar	Maks. Debi Lt/dk.
Z2FS6/A	A Hattı	NG6	250	40
Z2FS6/B	B Hattı			
Z2FS6/S2	AB Hattı (İkiz)			

(CETOP 5) NG 10 MODÜLER (Debi) HIZ AYAR VALFLERİ				
Tipi CETOP 5	Kontrol Pozisyon	Bağlantı Normu	Maks. Basınç Bar	Maks. Debi Lt/dk.
Z2FS10/A	A Hattı	NG10	250	80
Z2FS10/B	B Hattı			
Z2FS10/S2	AB Hattı (İkiz)			

hydraulica®

LA- KISMA (HIZ AYAR) VALFLERİ				
Tipi	Kontrol Pozisyon	Bağlantı Normu	Maks. Basınç Bar	Maks. Debi Lt/dk.
LA-6	6	G1/8	35	16
LA-8	8	G1/4		24
LA-10	10	G3/8		35
LA-12	12	G1/2		45
LA-16	16	G3/4		60
LA-20	20	G1'		100
LA-25	25	G1-1/4		150
LA-30	30	G1-1/2		210
LA-40	40	G2'		375

LA (Checksiz)

LAG- ÇEKLİ KISMA (HIZ AYAR) VALFLERİ				
LAG-6	6	G1/8	35	16
LAG-8	8	G1/4		24
LAG-10	10	G3/8		35
LAG-12	12	G1/2		45
LAG-16	16	G3/4		60
LAG-20	20	G1'		100
LAG-25	25	G1-1/4		150
LAG-30	30	G1-1/2		210
LAG-40	40	G2'		375

LAG (Checkli)

2FRM HASSAS HIZ (DEBİ) AYAR VALFLERİ (CHECKLİ)			
Tipi	Bağlantı Normu	Maks. Basınç Bar	Maks. Debi Lt/dk.
2FRM 6 B76-3X/1,5 QRV	NG6	315	1,5
2FRM 6 B76-3X/3 QRV			3
2FRM 6 B76-3X/6 QRV			6
2FRM 6 B76-3X/10 QRV			10
2FRM 6 B76-3X/16 QRV			16

BASINÇ AYARLAR (MANUEL)			
DB 10-1-30	1/2"	315	100
DB 20-1-30	3/4"	400	250

SIFIRLAMALI BASINÇ AYARLAR (SOLENOİD KONTROLLÜ-PİLOTLU			
DBW 10B-1-5X	1/2"	315	100
DBW 20B-1-5X	3/4"	400	250



NG 16 & NG 25 ORANSAL PQ VALFLER			
Tipi	Bağlantı Normu	Maks. Basınç Bar	Maks. Debi Lt/dk.
PQ-03-125	NG 16	206	125
PQ-06-250	NG 25		250

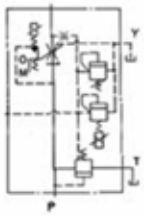

AJ ORTHOGONAL CHECK VALF 0,4 MPa AÇMA BASINCI			
AJ-03-b-80	DN10	315	40
AJ-06-b-80	DN25		100
AJ-10-b-80	DN32		200

MEKANİK KONTROLLU MAKARALI YÖN VALFİ (CAM CONTROL)			
FJ-02-3B2S	1/4"	250	35
FJ-03-3B2S	1/2"		63

hydromot®

SABİT DEBİLİ PİSTONLU POMPA
Ürün
A2F12-R2P1
A2F16-R2P1
A2F23-R2P1
A2F28-R2P1
A2F45-R2P1
A2F55-R2P1
A2F63-R2P1
A2F80-R2P1
A2F107-R2P1
A2F125-R2P1
A2F160-R2P1
SABİT DEBİLİ PİSTONLU MOTOR
A2F23-W2P1
A2F28-W2P1
A2F45-W2P1
A2F55-W2P1
A2F63-W2P1
A2F80-W2P1
A2F107-W2P1
A2F125-W2P1
A2F160-W2P1

A2F	55	R	2	P	1

Fixed displacement Pump / Motor

Displacement (Vg max -Vgmin)

6.0 cc/rev	6
9.4 cc/rev	10
11.6 cc/rev	12
22.7 cc/rev	23
28.1 cc/rev	28
44.3 cc/rev	45
54.8 cc/rev	55
63.0 cc/rev	63
80.0 cc/rev	80
107 cc/rev	107
125 cc/rev	125
160 cc/rev	160
200 cc/rev	200
225 cc/rev*	225
250 cc/rev	250
355 cc/rev	355
500 cc/rev	500

Rear cover

Port plate	1
Port plate	2
Port plate	3
Port plate	4
Port plate	5
Port plate	6
Port plate	7

Shaft end

Keyed shaft GB1096-79	P
Splined shaft DIN 5480	Z
Splined shaf GB3478.1-83	S

Series

Series: size 10~160	1
Series: size 10~160	2
Series: size 10~160	3
Series: size 10~160	4
Series: size 200~500	5

Direction of rotation

Clockwise	R
Anti-clockwise	L
Alternation (not for pump in open circuit)	W

Ordering code example:
A2F 55 R 2 P1
Fixed displacement pump A2F, size 55, clockwise rotation, series 2, keyed shaft, port plate 1.

BMM MİNİ ORBİT MOTORLAR

TYPE BMM Q16 MİL		BMM 8	BMM 12.5	BMM 20	BMM 32	BMM 40	BMM 50
Displacement (cm^3/rev.)		8.2	12.9	19.9	31.6	39.8	50.3
Max. Speed (rpm)	Cont.	1950	1550	1000	630	500	400
	Int.	2450	1940	1250	800	630	500
Max. Torque (N*m)	Cont.	11	16	25	40	45	46
	Int.	15	23	35	57	70	88
	peak	21	33	51	64	82	100
Max. Output Power (kW)	Cont.	1.8	2.4	2.4	2.4	2.2	1.8
	Int.	2.6	3.2	3.2	3.2	3.2	3.2
Max. Pressure Drop (Mpa)	Cont.	10	10	10	10	9	7
	Int.	14	14	14	14	14	14
	peak	20	20	20	16	16	16
Max. Oil flow (L/min)	Cont.	16	20	20	20	20	20
	Int.	20	25	25	25	25	25
Weight (kg)		1.9	2	2.1	2.2	2.3	2.4

Type	L mm	L1 mm
BMM 8	104	3.5
BMM 12.5	106	5.5
BMM 20	109	8.5
BMM 32	114	13.5
BMM 40	117.5	17
BMM 50	122	21.5

*Standard arka çıkış motorlardır.

Port	Versions	
	Omit	U
D(A,B)	G 3/8"	9/16-18 UNF
T	G 1/8"	3/8-24 UNF
C	M6	1/4-28 UNF-2B

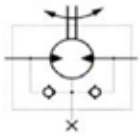

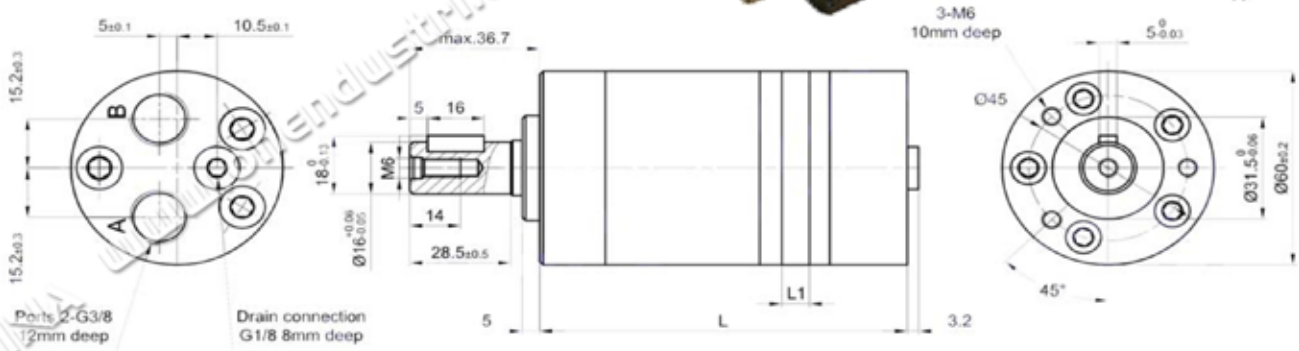

hydromot

BMP ORBİT MOTORLAR												
TYPE BMP Q25 MİL		BMP 36	BMP 50	BMP 80	BMP 100	BMP 125	BMP 160	BMP 200	BMP 250	BMP 315	BMP 400	BMP 500
Displacement (cm^3/rec)		36	51.7	77.7	96.2	120.2	157.2	194.5	240.3	314.5	389.5	486.5
Max. Speed (rpm)	Cont.	1500	1150	770	615	490	383	310	250	192	155	120
	Int.	1650	1450	960	770	615	475	385	310	240	190	150
Max. Torque (N*m)	Cont.	55	100	146	182	236	302	360	380	375	360	385
	Int.	76	128	186	227	290	370	440	460	555	525	560
	peak	96	148	218	264	360	434	540	550	650	680	680
Max. Output Power (kW)	Cont.	8	10	10	11	10	10	10	8.5	7	6	5
	Int.	11.5	12	12	13	12	12	12	10.5	8.5	7	6
Max. Pres. Drop (MPa)	Cont.	12.5	14	14	14	14	14	14	11	9	7	6
	Int.	16.5	1.75	1.75	1.75	1.75	1.75	1.75	14	14	10.5	9
	peak	22.5	22.5	22.5	22.5	22.5	22.5	22.5	18	16	14	12
Max. Oil flow (L/min)	Cont.	55	60	60	60	60	60	60	60	60	60	60
	Int.	60	75	75	75	75	75	75	75	75	75	75
Weight (kg)		5.6	5.6	5.7	5.9	6	6.2	6.4	6.6	6.9	7.4	8

Type	L mm	L1 mm
BMP 36	137	7
BMP 50	137	7
BMP 80	140.5	10.5
BMP 100	143	13
BMP 125	146	1
BMP 160	151	21
BMP 200	157	26
BMP 250	162	32
BMP 315	172	42
BMP 400	182	52

Port	Versions			
	Leer	M	S	P
P (A,B)	G 1/2 "	M22 x 1,5	7/8-14 O-Ring	1/2-14 NPTF
T	G 1/4 "	M14 x 1,5	7/16-20 UNF	7/16-20 UNF
C	M8	M8	5/16-18 UNC	5/16-18 UNC

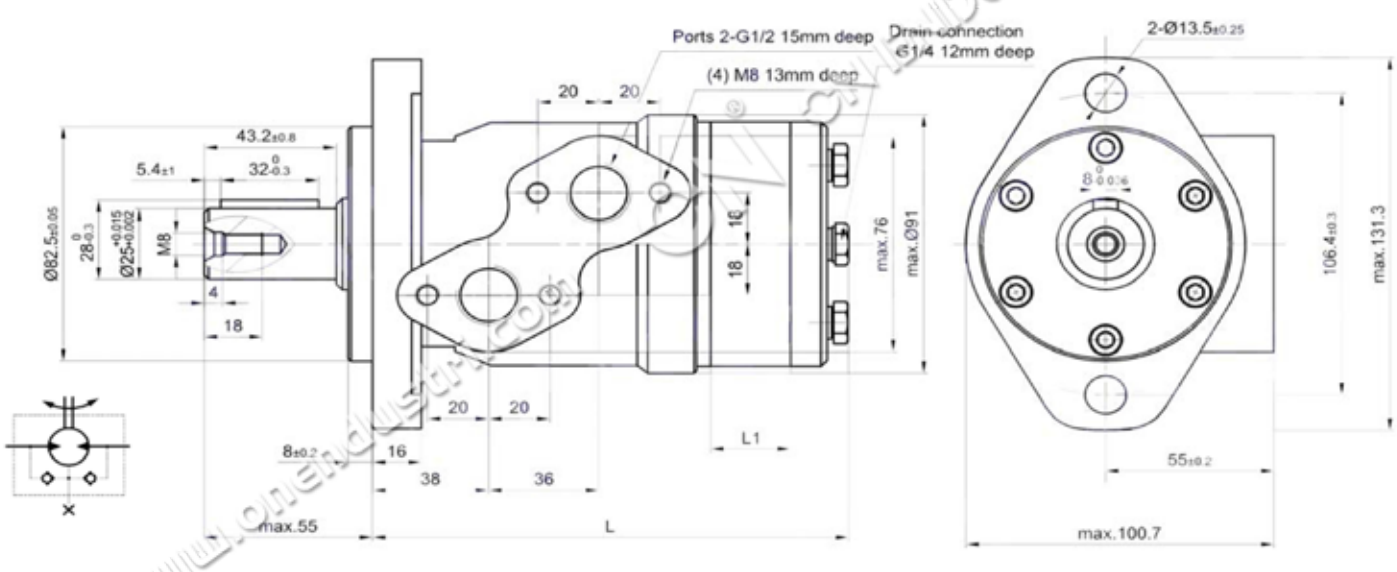

hydromot

BMR ORBİT MOTORLAR

TYPE BMR Q25 MİL		BMR 36	BMR 50	BMR 80	BMR 100	BMR 125	BMR 160	BMR 200	BMR 250	BMR 315	BMR 400
Displacement (cm^3/rec)		36	51.7	81.5	102	127.2	157.2	194.5	253.3	317.5	381.4
Max. Speed (rpm)	Cont.	1085	960	750	600	475	378	310	240	190	155
	Int.(3)	1220	1150	940	750	600	475	385	300	240	190
Max. Torque (N*m)	Cont.	72	100	195	240	300	360	360	390	390	365
	Int.(3)	83	126	220	280	340	430	440	490	535	495
	peak (4)	105	165	270	320	370	460	560	640	650	680
Max. Output Power (kW)	Cont.	8.5	9.5	12.5	13	12.5	12.5	10	7	6	5
	Int.(3)	9.8	11.2	15	15	14.5	14	13	9.5	9	8
Max. Pressure Drop (Mpa)	Cont.	14	14	17.5	17.5	17.5	16.5	13	11	9	7
	Int.(3)	16.5	17.5	20	20	20	20	17.5	15	13	10
	peak (4)	22.5	22.5	22.5	22.5	22.5	22.5	22.5	20	17.5	15
Max. Oil flow (L/min)	Cont.	40	50	60	60	60	60	60	60	60	60
	Int.(3)	45	60	75	75	75	75	75	75	75	75
Weight (kg)		6.5	6.7	6.9	7	7.3	7.6	8	8.5	9	9.5

Type	L mm	L1 mm
BMR 36	137	7
BMR 50	140	10
BMR 80	146	16
BMR 100	150	20
BMR 125	155	25
BMR 160	161.5	30.5
BMR 200	170	38.1
BMR 250	180	50
BMR 315	192	62
BMR 400	204	74

Port	Versions			
	Leer	M	S	P
P (A,B)	G 1/2 "	M22 x 1,5	7/8-14 O-Ring	1/2-14 NPTF
T	G 1/4 "	M14 x 1,5	7/16-20 UNF	7/16-20 UNF
C	M8	M8	5/16-18 UNC	5/16-18 UNC

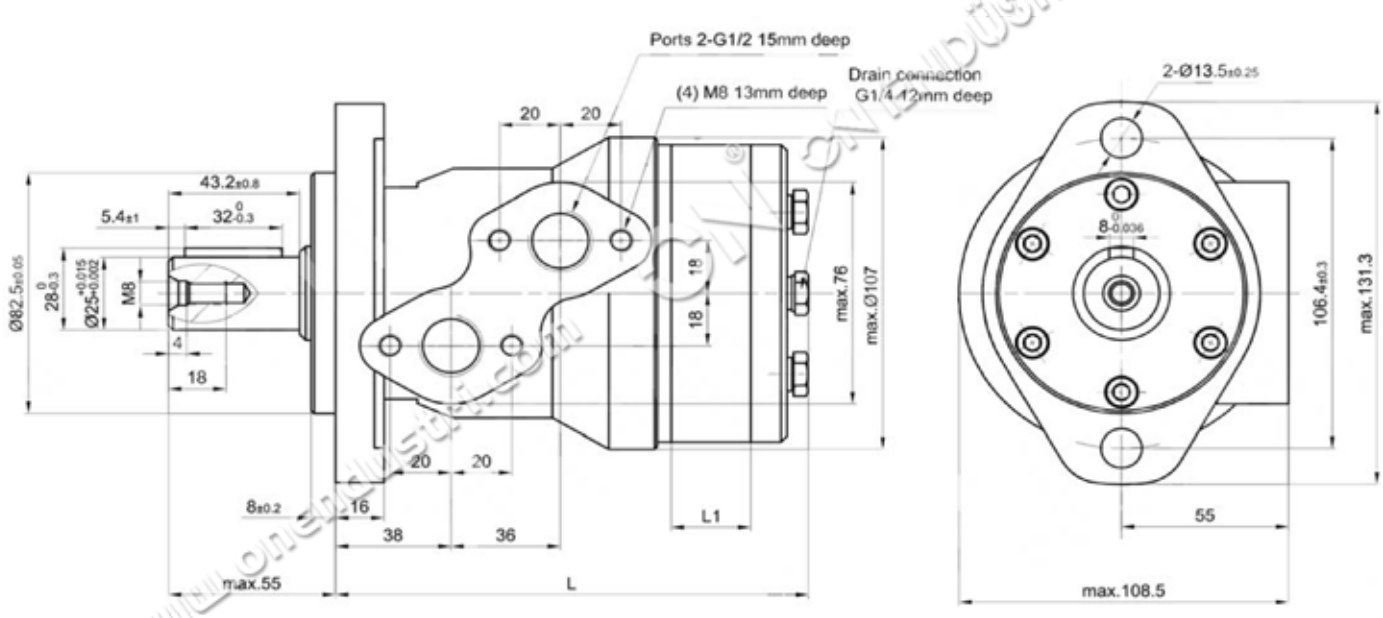

hydromot

BMS ORBİT MOTORLAR									
TYPE BMS-PAY & BMS-PAIVY Q32 MİL		BMS 80	BMS 100	BMS 125	BMS 160	BMS 200	BMS 250	BMS 315	BMS 400
Displacement (cm3/rec)		80.6	100.8	125	157.2	200	252	314.5	370
Max. Speed (rpm)	Cont.	800	748	600	470	375	300	240	200
	Int.	988	900	720	560	450	360	280	240
Max. Torque (N*m)	Cont.	190	240	310	316	400	450	560	536
	Int.	240	300	370	430	466	540	658	645
	peak	260	320	400	472	650	690	740	751
Max. Output (kW)	Cont.	15.9	18.8	19.5	15.6	15.7	14.1	14.1	11.8
	Int.	20.1	23.5	23.2	21.2	18.3	17	18.9	17
Max. Pressure Drop (Mpa)	Cont.	17.5	17.5	17.5	15	14	12.5	12	10
	Int.	21	21	21	21	16	16	14	12
	peak	22.5	22.5	22.5	22.5	22.5	20	18.5	14
Max. Oil flow (L/min)	Cont.	65	75	75	75	75	75	75	75
	Int.	80	90	90	90	90	90	90	90
Max. Inlet Pressure (Mpa)	Cont.	25	25	25	25	25	25	25	25
	Int.	30	30	30	30	30	30	30	30
Weight (kg)		9.8	10	10.3	10.7	11.1	11.6	12.3	12.6

BMS Dört Kulak Bağlantı

Port	Versions		
	Leer	M	S
P (A,B)	G 1/2 "	M22 x 1,5	7/8-14 O-Ring
T	G 1/4 "	M14 x 1,5	7/16-20 UNF
C	M10	M10	5/16-18 UNC

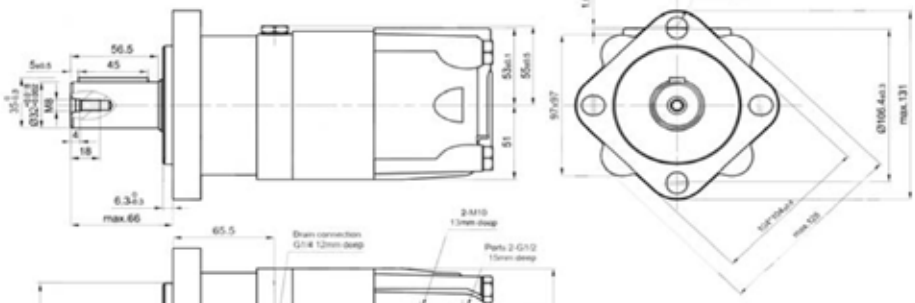

Type	L mm	L1 mm	L2 mm
BMS 80	170	13	126.2
BMS 100	174	17	130.2
BMS 125	179	22	135.2
BMS 160	184.5	27.5	140.7
BMS 200	192	35.1	148.2
BMS 250	204	47	160.2
BMS 315	216	59	172.2
BMS 400	228	71	184.2

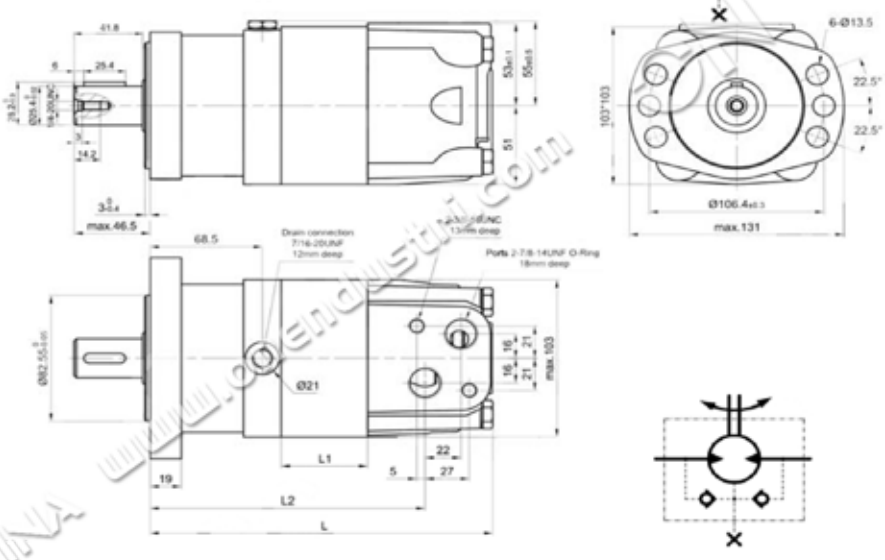

Type	L mm	L1 mm	L2 mm
BMS(Y) 80	167	13	123.2
BMS(Y) 100	171	17	127.2
BMS(Y) 125	176	22	132.2
BMS(Y) 160	181.5	27.5	137.7
BMS(Y) 200	189	35.1	145.2
BMS(Y) 250	201	47	157.2
BMS(Y) 315	213	59	169.2
BMS(Y) 400	225	71	181.2

hydromot

BMH ORBİT MOTORLAR						
TYPE BMH Q32 MİL		BMH 200	BMH 250	BMH 315	BMH 400	BMH 500
Displacement (cm^3/rec)		203.2	255.9	316.1	406.4	489.2
Max. Speed (rpm)	Cont.	366	290	236	183	155
	Int.	439	348	282	220	166
Max. Torque (N*m)	Cont.	510	621	740	850	830
	Int.	579	702	827	990	1040
	peak	651	790	980	1092	1170
Max. Output Power (kW)	Cont.	11.2	9.2	9.8	7.4	6.5
	Int.	17	15	13	13	11
Max. Pressure Drop (Mpa)	Cont.	17.5	17.5	17.5	15.5	12.5
	Int.	20	20	20	19	16
	peak	22.5	22.5	22.5	21	18
Max. Oil flow (L/min)	Cont.	75	75	75	75	75
	Int.	90	90	90	90	90
Weight (kg)		10.5	11	11.5	12.3	13

Type	L mm	L1 mm
BMH 200	168	27
BMH 250	175	34
BMH 315	184	42
BMH 400	195	54
BMH 500	206	65

Port	Versions			
	Omit	M	S	P
P(A,B)	G 1/2"	M22 x 1.5	7/8-14 O-Ring	1/2-14NPTF
T	G 1/4"	M14 x 1.5	7/16-2 UNF	7/16-20UNF
C	M8	M8	5/16-18 UNC	5/16-18 UNC

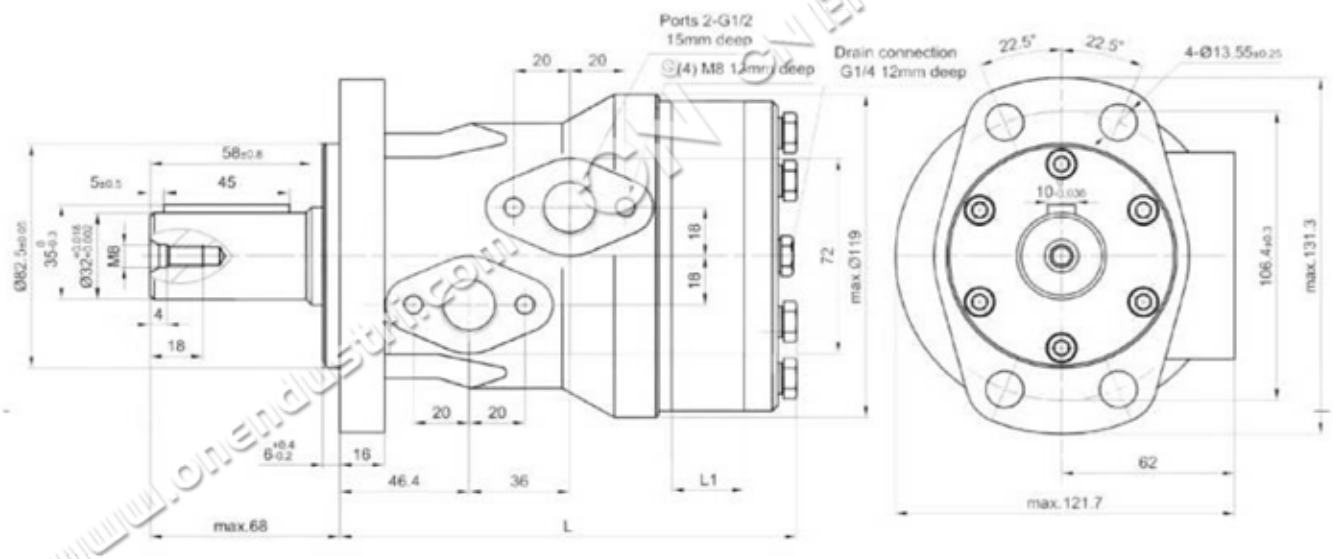

hydromot

BMT ORBİT MOTORLAR

TYPE BMT Q40 MİL		BMT 160	BMT 200	BMT 250	BMT 315	BMT 400	BMT 500	BMT 630	BMT 800
Displacement (cm^3/rec)		161.1	201.4	251.8	326.3	410.9	523.6	629.1	801.8
Max. Speed (rpm)	Cont.	625	625	536	380	305	240	196	154
	Int.	780	750	643	460	365	285	233	185
Max. Torque (N*m)	Cont.	470	590	670	950	1080	1220	1318	1464
	Int.	560	710	821	1140	1260	1370	1498	1520
	peak	669	838	958	1346.3	1450.3	1643.8	1618.8	1665
Max. Output Power (kW)	Cont.	27.7	34.9	34.7	34.9	31.2	28.8	25.3	22.2
	Int.	32	40	40	40	35	35	27.5	26.8
Max. Pressure Drop (Mpa)	Cont.	20	20	20	20	18	16	14	12.5
	Int.	24	24	24	24	21	18	16	13
	peak	28	28	28	28	24	21	19	16
Max. Oil flow (L/min)	rated	80	100	100	100	100	100	100	100
	Cont.	100	125	125	125	125	125	125	125
	Int.	125	150	150	150	150	150	150	150
Max. İnlet Pressure (Mpa)	Cont.	21	21	21	21	21	21	21	21
	Int.	25	25	25	25	25	25	25	25
	peak	30	30	30	30	30	30	30	30
Weight (kg)		19.5	20	20.4	21	22	23	24	25

Type	L mm	L1 mm	L2 mm
BMT 160	193	17	142.5
BMT 200	197	21	146.5
BMT 250	204	14	152.5
BMT 315	210	20	158.5
BMT 400	217	27	165.5
BMT 500	225	35	173.5
BMT 630	237	47	185.5
BMT 800	248	58	196.5

Port	Versions		
	Leer	M	S
P (A,B)	G 3/4 "	M27 x 2	$1\,^{1}/_{16}$"-12UN
T	G 1/4 "	M14 x 1,5	$^{9}/_{16}$-18 UNF
C	M10	M10	-

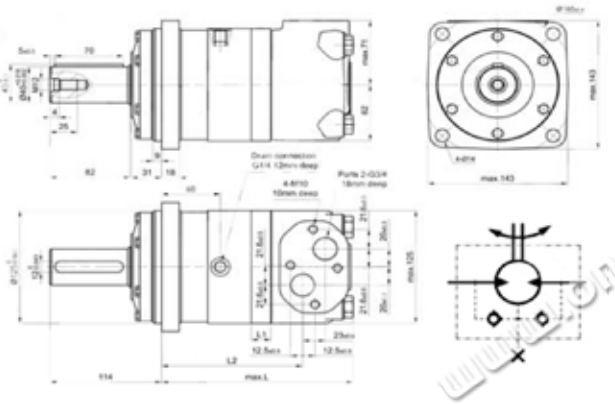

BMV ORBİT MOTORLAR

TYPE BMV Q50 MİL		BMV 315	BMV 400	BMV 500	BMV 630	BMV 800	BMV 1000
Displacement (cm^3/rec)		333	419	518	666	801	990
Max. Speed (rpm)	Cont.	510	500	400	320	250	200
	Int.	630	600	480	380	300	240
Max. Torque (N*m)	Cont.	920	1180	1460	1660	1880	2015
	Int.	1110	1410	1760	1940	2110	2280
	peak	1290	1640	2050	2210	2470	2400
Max. Output Power	Cont.	38	47	40	40	33	28.6
	Int.	46	56	56	56	44	40
Max. Pressure Drop (Mpa)	Cont.	20	20	20	18	16	14
	Int.	24	24	24	21	19	16
	peak	28	28	28	24	21	18
Max. Oil flow (L/min)	Cont.	160	200	200	200	200	200
	Int.	200	240	240	240	240	240
Weight (kg)		31.8	32.6	33.5	34.9	36.5	38.6

Type	L mm	L1 mm	L2 mm
BMV 315	217	20	161.5
BMV 400	224	27	168.5
BMV 500	232	35	176.5
BMV 630	244	47	188.5
BMV 800	258	58	199.5
BMV 1000	271	74	215.5

Port	Leer	M	S
P (A,B)	G 1 "	M233x 2	$1\,^{5}/_{16}$"-12UN
T	G $^{1}/_{4}$ "	M14 x 1,5	$^{9}/_{16}$-18 UNF
C	M12	M12	-

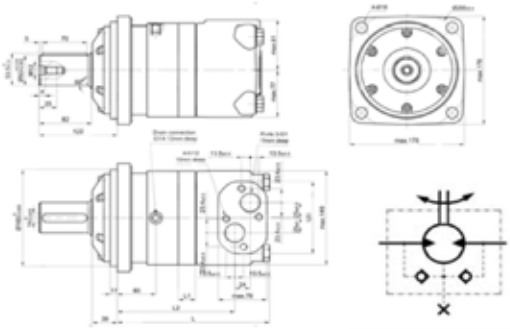

hydromot

BMJ - REPLACE with PARKER TJ SERIES												
TYPE BMJ		BMJ 65	BMJ 80	BMJ 100	BMJ 125	BMJ 160	BMJ 200	BMJ 230	BMJ 250	BMJ 295	BMJ 315	BMJ 375
Displacement (cm^3/rec)		66.8	81.3	101.6	127	157.2	193.6	226	257	287.8	314.5	370
Max. Speed (rpm)	Cont.	667	543	439	350	283	229	247	216	196	178	152
	Int.	842	689	553	441	355	289	328	287	254	235	199
Max. Torque (N*m)	Cont.	126	157	191	245	307	382	378	381	393	448	439
	Int.	176	215	268	335	422	520	528	543	547	587	613
Max. Output Power (kW)	Cont.	8.3	8.8	7.9	8.9	8.9	9	9.9	9.3	8.7	8	7.6
	Int.	13.9	14.4	13.5	14.1	15.6	15.7	17.9	16.5	15.6	14.3	14
Max. Pressure Drop (Mpa)	Cont.	14	14	14	14	14	14	12	11	10	10	9
	Int.	19	19	19	19	19	19	16.5	15.5	14.5	13.5	12.5
	peak	20	20	20	20	20	20	18	18	17	16	16
Max. Oil flow (L/min)	Cont.	45	45	45	45	45	45	57	57	57	57	57
	Int.	57	57	57	57	57	75	75	75	75	75	75

Type	L mm	L1 mm
BMJ 65	115	13
BMJ 80	118	16
BMJ 100	122	20
BMJ 125	127	25
BMJ 160	132.5	30.5
BMJ 200	140	38.1
BMJ 230	146	44
BMJ 250	152	50
BMJ 295	158	56
BMJ 315	164	62
BMJ 375	176	74

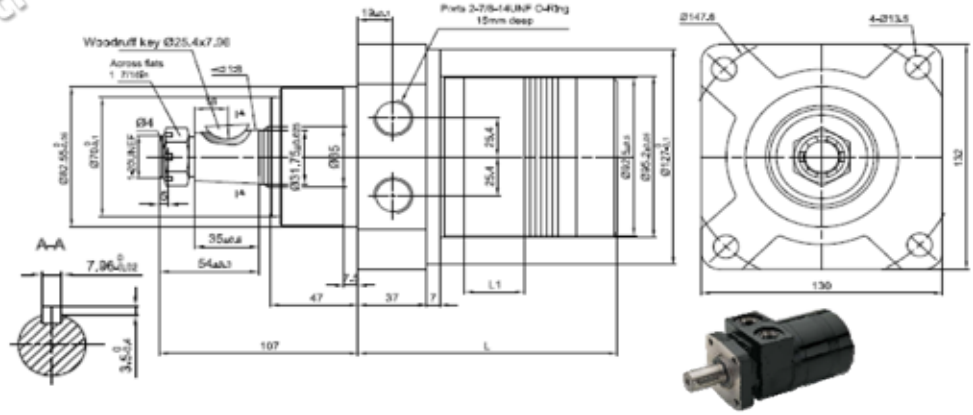

BME2 - REPLACE with PARKER TE SERIES												
TYPE BME2		BME2 65	BME2 80	BME2 100	BME2 125	BME2 160	BME2 200	BME2 230	BME2 250	BME2 295	BME2 315	BME2 375
Displacement (cm^3/rec)		66.8	81.3	102	127	157.2	193.6	226	257	287.8	314.5	370
Max. Speed (rpm)	Cont.	667	543	439	350	283	229	247	216	196	178	152
	Int.	842	689	553	441	355	289	328	287	254	235	199
Max. Torque (N*m)	Cont.	110	136	165	214	265	312	318	329	348	364	372
	Int.	126	157	191	245	307	382	378	381	393	448	439
	peak	176	215	268	335	422	520	528	543	547	587	613
Max. Output Power (kW)	Cont.	8.3	8.8	7.9	8.9	8.9	9	9.9	9.3	8.7	8	7.6
	Int.	13.9	14.4	13.5	14.1	15.6	15.7	17.9	16.5	15.6	14.3	14
Max. Pressure Drop (Mpa)	Cont.	14	14	14	14	14	14	12	11	10	10	9
	Int.	19	19	19	19	19	19	16.5	15.5	14.5	13.5	12.5
	peak	20	20	20	20	20	20	18	18	17	16	16
Max. Oil flow (L/min)	Cont.	45	45	45	45	45	45	57	57	57	57	57
	Int.	57	57	57	57	57	57	75	75	75	75	75

Type	L mm	L1 mm
BME2 65	149	13
BME2 80	152	16
BME2 100	156	20
BME2 125	161	25
BME2 160	166.5	30.5
BME2 200	174	38.1
BME2 230	180	44
BME2 250	186	50
BME2 295	19	56
BME2 315	198	62
BME2 375	210	74

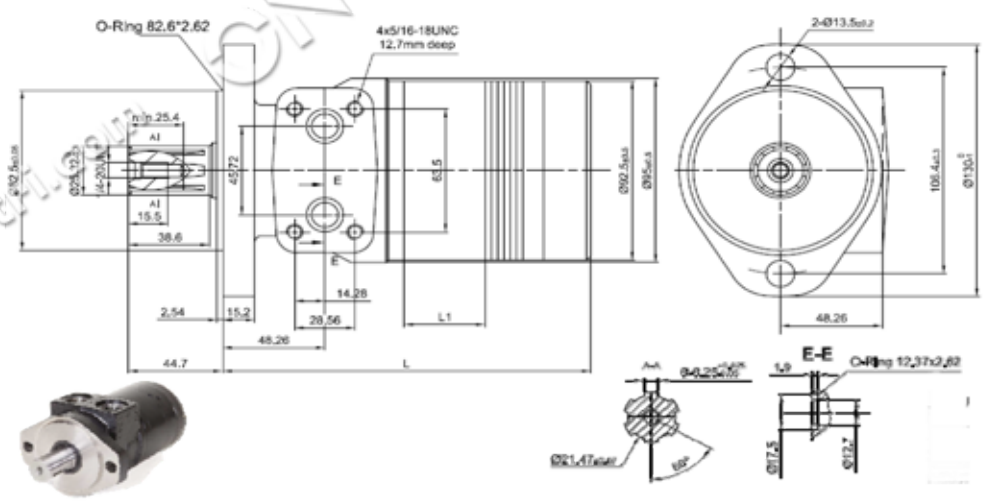

hydromot

BMER- REPLACE with WHITE RE 500/501 SERIES PARKER TG SERIES												
TYPE BMER		BMER 125	BMER 160	BMER 200	BMER 230	BMER 250	BMER 300	BMER 350	BMER 375	BMER 475	BMER 540	BMER 750
Displacement (cm^3/rec)		118	156	330	228	257	296	345	371	462	140	745
Max. Speed (rpm)	Cont.	360	375	425	290	290	250	220	200	160	170	100
	Int.	490	470	530	365	350	315	270	240	195	980	120
Max. Torque (N*m)	Cont.	325	450	530	625	700	810	905	990	1085	980	1050
	Int.	380	525	600	710	790	930	1035	1140	1180	1240	1180
	peak	450	590	750	870	980	1120	1285	1360	1260	1380	1370
Max. Output Power (kW)	Cont.	12	15	15.5	16	17.5	18	17.5	16.5	14.5	11.5	8
	Int.	14	17.5	18	19	20	21	20	19	16.5	15	10
Max. Pressure Drop (Mpa)	Cont.	20.5	20.5	20.5	20.5	20.5	20.5	20.5	20.5	17.5	14	10.5
	Int.	24	24	24	24	24	24	24	24	19	17.5	12
	peak	27.6	27.6	27.6	27.6	27.6	27.6	27.6	27.6	20.5	20.5	14
Max. Oil flow (L/min)	Cont.	45	60	70	70	75	80	80	75	75	75	75
	Int.	60	75	85	85	90	95	95	90	90	90	90

Type	L mm	L1 mm
BMER 125	157	10.2
BMER 160	160	13.5
BMER 200	163.5	17
BMER 230	166	19.5
BMER 250	168.5	22
BMER 300	172	25.4
BMER 350	176	29.5
BMER 375	178.5	31.8
BMER 475	186	39.4
BMER 540	194	47.3
BMER 750	210	63.5

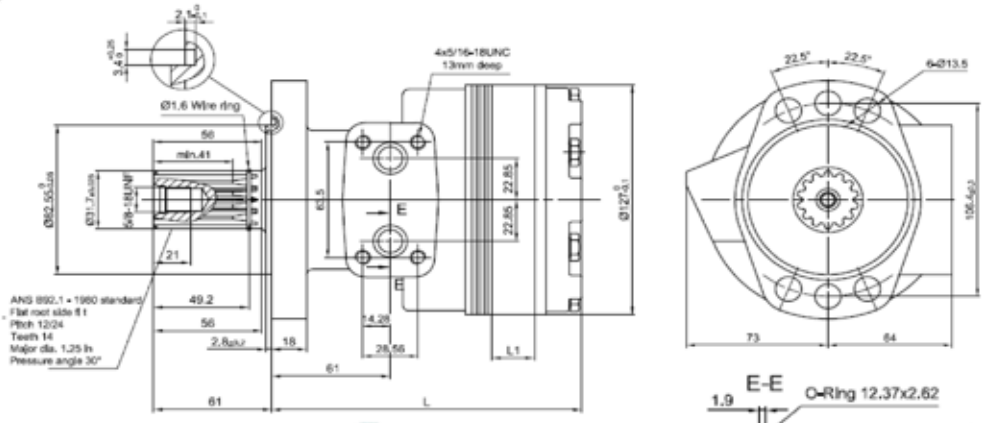

BMK6 - REPLACE with EATON 6000 SERIES									
TYPE BMK6		BMK6 200	BMK6 250	BMK6 315	BMK6 400	BMK6 500	BMK6 630	BMK6 800	BMK6 1000
Displacement (cm^3/rec)		195.6	246.1	311.6	391.3	490.8	623	802.4	981.6
Max. Speed (rpm)	Cont.	765	610	480	382	304	240	186	152
	Int.	865	830	690	570	455	360	280	230
Max. Torque (N*m)	Cont.	565	710	920	1160	1445	1480	1580	1675
	Int.	840	1080	1325	1625	1880	1890	1880	1860
Max. Pressure Drop (Mpa)	Cont.	20	20	20	20	20	17.5	14	14
	Int.	30	30	30	30	27.5	22.5	15.5	14
	Cont.	30	30	30	30	30	24	17.5	17
Max. Flow (L/min.)	Cont.	150	150	150	150	150	150	150	150
	Int.	170	205	225	225	225	225	225	225
Weight	kg	26.3	26.8	27.3	28	28.8	29.6	30.5	32

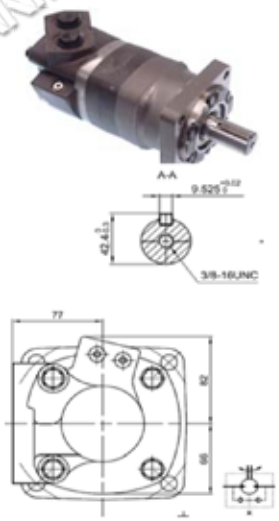

Type	L mm	L1 mm	L2 mm
BMK6 200	265	21.7	187.5
BMK6 250	271	27.3	193.1
BMK6 315	278	34.4	200.3
BMK6 400	287	43.4	209.2
BMK6 500	298	54.4	220.2
BMK6 630	313	69.1	234.9
BMK6 800	333	89	254.8
BMK6 1000	353	108.9	274.7

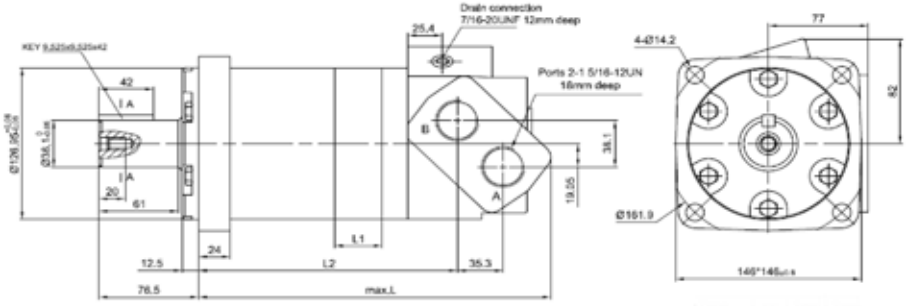

hydromot®

BK2 ORBİT MOTOR FRENLERİ				
Type	**Series**	**Input Shaft Holes**	**Output Shaft**	**Paint**
BK2	1-210 (Torque200-230Nm)	**Code A:** Ø25, Parallel key 8x7x32	**Code A:** Ø25, Parallel key 8x7x32	**Omit:** Blue **Code 00:** No paint **Code B:** Black **Code S:** Silver Gray
		Code B: Ø32, Parallel key 10x8x45	**Code B:** Ø32, Parallel key 10x8x45	
		Code C: Ø25.4, Parallel key 6.35*6.35*31.75	**Code C:** Ø25.4, Parallel key 6.35*6.35*31.75	
	1-430 (Torque 410-450Nm)	**Code R:** Ø25.4, Short shaft, Parallel key 6.35*6.35*31.75	**Code R:** Ø25.4, Short shaft, Parallel key 6.35*6.35*31.75	
		Code E: Ø25, Splined tooth SAE 5B	**Code E:** Ø25, Splined tooth SAE 6B	
		Code G: Ø31.75, Parallel key 7.95x7.95x31.75	Code G: Ø31.75, Parallel key 7.95x7.95x31.75	

Specification Data		
Min. Static Torque	[N.m]	410-450
Min. Opening Pressure	[M.Pa]	1.7~2.3
Max. Opening Prussure	[MPa]	30
Min. Oil quantity for brake releasing	[cm²]	7-8
Oil Volume	[cm²]	50~120
Max.Prussure in drain space	[MPa]	0.05
Weight	[kg]	9

Specification Data		
Min. Static Torque	[N.m]	410-450
Min. Opening Pressure	[M.Pa]	1.7~2.3
Max. Opening Prussure	[MPa]	30
Min. Oil quantity for brake releasing	[cm²]	7-8
Oil Volume	[cm²]	50~120
Max.Prussure in drain space	[MPa]	0.05
Weight	[kg]	9

BK2-1-430-1-A-A Q25-Q25 Fren
BK2-1-430-1-B-B Q32-Q32 Fren

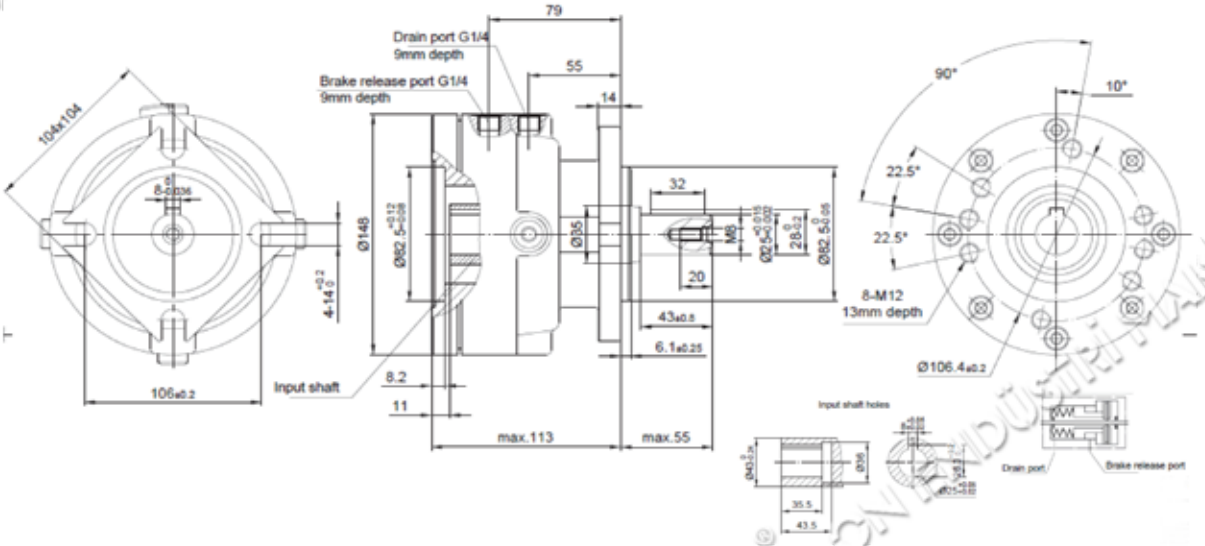

BK-1-430-A-A

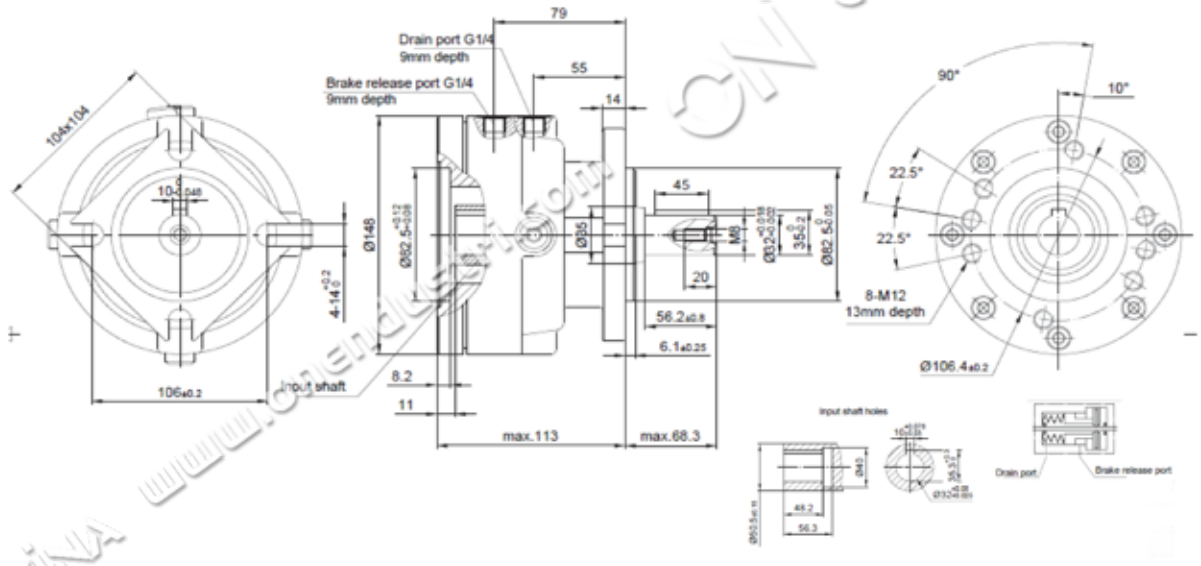

BK-1-430-B-B

hydromot

RADIAL (YILDIZ) HİDROMOTORLAR								
Model	Rep. Intermot	A(F7)	L	B	D	E	d	Weight (Kg)
JMDG 3	NHM3	190	199	298	5*13	210	38*32	35
JMDG 6	NHM6	230	223	384	5*16	254	42*36	57,5
JMDG 8	NHM8	256	248	452	5*17	300	50*46	72
JMDG 11	NHM11	256	261	452	5*17	300	50*46	94
JMDG 16	NHM16	301,5	292	510	5*21	327	72*62	170
JMDG 31	NHM31	380	411	640	5*25	420	92*82	298

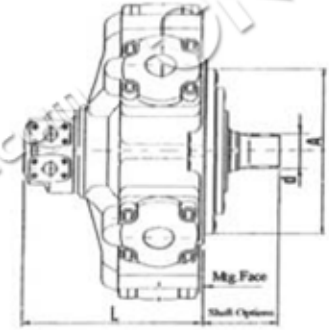

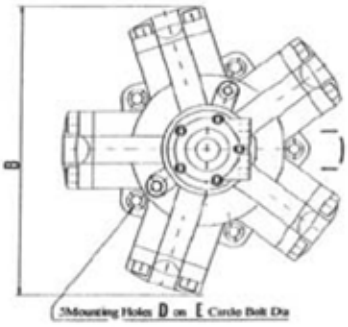

HYDROMOT RADIAL HİDROMOTORLAR							
Model	Displac. (ml/r)	Pressure (Mpa)		Torgue (N.m.)		Speed Range (r/min)	Max.cont. Power (Kw)
		Peak Pres.	Cont.Pres.	(N.m.) Rate T.	N.m/Mpa Theoric T.		
JMDG3-200	199	32	25	736	29	8-630	37
JMDG3-250	254	32	25	949	40	8-630	40
JMDG3-300	289	25	20	864	46	6-500	40
JMDG3-350	351	25	20	1040	55	6-400	40
JMDG3-400	397	20	16	949	63	6-400	40
JMDG6-400	397	32	25	1483	63	5-630	60
JMDG6-450	452	32	25	1638	72	5-630	63
JMDG6-500	491	25	20	1463	78	5-500	62
JMDG6-600	594	25	20	1775	94	4-500	65
JMDG6-700	683	20	16	1633	103	4-400	65
JMDG6-750	754	20	16	1785	112	4-320	65
JMDG8-600	617	32	25	2282	91	4-500	70
JMDG8-700	710	32	25	2626	105	4-400	70
JMDG8-800	810	25	20	2396	120	4-400	65
JMDG8-900	889	25	20	2629	131	3-350	65
JMDG8-1000	1000	20	16	2366	148	3-300	65
JMDG11-700	714	32	25	2667	114	4-400	80
JMDG11-800	782	32	25	2959	120	4-400	80
JMDG11-1000	995	25	20	2974	158	3-320	85
JMDG11-1100	1116	25	20	3336	177	3-320	85
JMDG11-1200	1175	25	20	3512	187	3-320	85
JMDG11-1300	1296	20	16	3080	206	3-250	80
JMDG16-1400	1375	32	25	5138	210	2-400	100
JMDG16-1600	1648	32	25	6158	262	2-320	110
JMDG16-1800	1814	25	20	5433	283	2-320	110
JMDG16-2000	2034	25	20	6030	323	2-250	110
JMDG16-2400	2412	20	16	5763	384	2-250	97
JMDG31-2500	2550	32	25	9523	405	1-200	150
JMDG31-2800	2826	32	25	10559	443	1-200	150
JMDG31-3000	3050	25	20	9135	485	1-200	140
JMDG31-3150	3142	25	20	9392	500	1-200	140
JMDG31-3500	3419	25	20	10220	544	1-200	140
JMDG31-4000	4170	25	20	12481	665	1-160	130
JMDG31-5000	5190	20	16	12387	825	1-160	130

HA10VSO-DFR BASINÇ ve DEBİ (Pressure & Flow) DUYARLI EKSENEL PİSTONLU POMPALAR									
Sizes (cm³)				16/18cm³	28 cm³	45 cm³	71 cm³	100 cm³	140 cm³
Displacement	Vg max . Cm³			18	28	45	71	100	140
Max. Speed	Nmax. rpm			3300	3000	2600	2200	2000	1800
Max. Flow	in Nmax.	qv	L/min	59,4	84	117	156	200	252
	in 1500 r/min.			27	42	68	107	150	210
(P:280 bar) Max. Power	in Nmax.	Pmax.	Kw	27,7	39	55	73	93	118
	in 1500 r/min.			12,6	20	32	50	70	98
(P:280 bar) Max. Torque	in Vg max.	Tmax.	Nm	80.1	125	200	316	445	623
Weight		m	Kg	12	15	21	33	45	60

HA10VSO-DFLR BASINÇ, DEBİ ve GÜÇ (Pressure, Flow & Power) REGÜLASYONLU EKSENEL PİSTONLU POMPALAR									
Sizes (cm³)				16/18cm³	28 cm³	45 cm³	71 cm³	100 cm³	140 cm³
Displacement	Vg max . Cm³			18	28	45	71	100	140
Max. Speed	Nmax. rpm			3300	3000	2600	2200	2000	1800
Max. Flow	in Nmax.	qv	L/min	59,4	84	117	156	200	252
	in 1500 r/min.			27	42	68	107	150	210
(P:280 bar) Max. Power	in Nmax.	Pmax.	Kw	27,7	39	55	73	93	118
	in 1500 r/min.			12,6	20	32	50	70	98
(P:280 bar) Max. Torque	in Vg max.	Tmax.	Nm	80.1	125	200	316	445	623
Weight		m	Kg	14	17	22	35	47	62

ROTARY GRUP
Tanım
HA10VS016 İç Grup
HA10VS028 İç Grup
HA10VS045 İç Grup
HA10VS071 İç Grup
HA10VS0100 İç Grup
HA10VS0140 İç Grup

intertraco

ISO A 7241 SERİSİ BİLYALI QUICK KAPLİN			
Male / Erkek	Ø DN		Ø A
	mm	in (BSP)	
AM10-04	6	1/4"	1/4"
AM10-06	10	3/8"	3/8"
AM10-08	12	1/2"	1/2"
AM10-12	20	3/4"	3/4"
AM10-16	25	1"	1"
Female / Dişi	Ø DN		Ø A
	mm	in (BSP)	
AF10-04	6	1/4"	1/4"
AF10-06	10	3/8"	3/8"
AF10-08	12	1/2"	1/2"
AF10-12	20	3/4"	3/4"
AF10-16	25	1"	1"

F SERİSİ DÜZ ALIN (FLAT FACE) QUICK KAPLİN			
Male / Erkek	Ø DN		Ø A
	mm	in (BSP)	
FM10-04	7	1/4"	1/4"
FM10-06	9	3/8"	3/8"
FM10-08	13	1/2"	1/2"
FM10-12	15	3/4"	3/4"
FM10-16	17	1"	1"
FM10-20	21	1.1/4"	1.1/4"
Female / Dişi	Ø DN		Ø A
	mm	in (BSP)	
FF10-04	7	1/4"	1/4"
FF10-06	9	3/8"	3/8"
FF10-08	13	1/2"	1/2"
FF10-12	15	3/4"	3/4"
FF10-16	17	1"	1"
FF10-20	21	1.1/4"	1.1/4"

INTEVA

ISO A SERİSİ QUICK KAPLİN BSP" (ISO 7241-A) Popet Type			
Male / Erkek	DN	ØA (BSP)	Maks.Basınç (Bar)
101.11111AB	06	1/4"	350
101.11112AC	10	3/8"	300
101.11113AD	13	1/2"	
101.11114AE	20	3/4"	250
101.11115AF	25	1"	230
101.11116AG	32	1-1/4"	230
101.11117AH	40	1-1/2"	200
101.11118AI	50	2"	130
Female / Dişi	DN	ØA (BSP)	Maks.Basınç (Bar)
101.12111AB	06	1/4"	350
101.12112AC	10	3/8"	300
101.12113AD	13	1/2"	
101.12114AE	20	3/4"	250
101.12115AF	25	1"	230
101.12116AG	32	1-1/4"	
101.12117AH	40	1-1/2"	200
101.12118AI	50	2"	130

ISO B SERİSİ QUICK KAPLİN BSP" (ISO 7241-B)			
Male / Erkek	DN	ØA (BSP)	Maks.Basınç (Bar)
103.11110AA	04	1/8"	350
103.11111AB	06	1/4"	
103.11112AC	10	3/8"	300
103.11113AD	13	1/2"	280
103.11114AE	20	3/4"	180
103.11115AF	25	1"	150
Female / Dişi	DN	ØA (BSP)	Maks.Basınç (Bar)
103.12110AA	04	1/8"	350
103.12111AB	06	1/4"	
103.12112AC	10	3/8"	300
103.12113AD	13	1/2"	280
103.12114AE	20	3/4"	180
103.12115AF	25	1"	150

CPR SERİSİ DÜZALIN QUICK KAPLIN BSP" (ISO 16028)			
Male / Erkek	DN	ØA	Maks.Basınç (Bar)
131.11110AA	04	1/8"	500
131.11111AB	07	1/4"	
131.11112AC	09	3/8"	350
131.11112AD	09	1/2"	
131.11113AE	13	3/4"	330
131.11115AF	17	1"	
131.11116AG	21	1-1/4"	300
131.11117AH	30	1-1/2"	280
131.11118AI	45	2"	250
Female / Dişi	DN	ØA (BSP)	Maks.Basınç (Bar)
131.12110AA	04	1/8"	500
131.12111AB	07	1/4"	
131.12112AC	09	3/8"	350
131.12112AD	09	1/2"	
131.12113AE	13	3/4"	330
131.12115AF	17	1"	
131.12116AG	21	1-1/4"	300
131.12117AH	30	1-1/2"	280
131.12118AI	45	2"	250

104 SERİSİ STANDARS MODELS BALL TYPE			
Male / Erkek	DN	ØA (BSP)	Maks.Basınç (Bar)
104.11211AB	06	1/4"	350
104.11212AC	10	3/8"	300
101.11213AD	13	1/2"	
104.11214AE	20	3/4"	250
104.11215AF	25	1"	220
Female / Dişi	DN	ØA (BSP)	Maks.Basınç (Bar)
104.11211AB	06	1/4"	350
104.11212AC	10	3/8"	300
101.11213AD	13	1/2"	
104.11214AE	20	3/4"	250
104.11215AF	25	1"	220

PLASTİK KORUYUCU EKİPMANLAR/ QUICK KAPLİN ISO A SERİSİ		
RED	DN	Size
PLUG		
101.5311AA	06	1/4"
101.5312AA	10	3/8"
101.5313AA	13	1/2"
101.5314AA	20	3/4"
101.5315AA	25	1"
CAP		
101.5411AA	06	1/4"
101.5412AA	10	3/8"
101.5413AA	13	1/2"
101.5414AA	20	3/4"
101.5415AA	25	1"

INTEVA

İKİ YOLLU KÜRESEL VANA BSP" (Dişi Bağlantı) V2RH			
With M.H.	DN	Size	Maks.Basınç (Bar)
402.1111AB	06	1/4"	500
402.1112AC	10	3/8"	
402.1113AD	13	1/2"	
402.1114AE	20	3/4"	400
402.1115AF	25	1"	350
402.1115AG	25	1-1/4"	
412.1016AG	32	1-1/4"	320
402.1115AH	25	1-1/2"	350
412.1017AH	40	1-1/2"	320
412.1018.AI	50	2"	

ÜÇ YOLLU KÜRESEL VANA BSP" (Dişi Bağlantı) V3RH			
With M.H.	DN	Size	Maks.Basınç (Bar)
432.1111AB	06	1/4"	500
432.1112AC	10	3/8"	
432.1113AD	13	1/2"	
432.1114AE	20	3/4"	400
432.1115AF	25	1"	350
432.1115AG	25	1-1/4"	
432.1115AH	25	1-1/2"	350

* Sorunuz.
* Erkek bağlantı için fiyat sorunuz...
* NPT diş ölçüsü için fiyat/stok sorunuz...

TFH SERİSİ QUICK KAPLIN BSP" (Carbon Steel EN-10277-3)			
Male / Erkek	DN	Size	Maks.Basınç (Bar)
125.11111AB	06	1/4"	380
125.11112AC	10	3/8"	350
125.11113AD	13	1/2"	320
125.11114AE	20	3/4"	300
125.11115AF	25	1"	280
125.11116AH	40	1-1/4"	200
Female / Dişi	**DN**	**Size**	**Maks.Basınç (Bar)**
125.12111AB	06	1/4"	450
125.12112AC	10	3/8"	350
125.12113AD	13	1/2"	300
125.12114AE	20	3/4"	280
125.12115AF	25	1"	250
125.12116AH	40	1-1/4"	200

* Interchangeable with :
FASTER ANV, AEROQUIP FD56, PARKER 6600, SNAP-TITE 61

PLASTİK KORUYUCU EKİPMANLAR/ QUICK KAPLİN TFH		
RED	DN	Size
PLUG		
125.5371AA	06	1/4"
125.5372AA	10	3/8"
125.5373AA	13	1/2"
125.5374AA	20	3/4"
125.5375AA	25	1"
CAP		
125.5471AA	06	1/4"
125.5472AA	10	3/8"
125.5473AA	13	1/2"
125.5474AA	20	3/4"
125.5475AA	25	1"

HORTUM PATLATMA REKORLARI BSP VPC				
BODY Male-Female				
Male/Female Erkek/Dişi	DN	ØA1 (BSP-M.)	ØA2 (BSP-F.)	Maks.Basınç (Bar)
502.19991 AM	06	1/4"	1/4"	350
502.19992 AN	10	3/8"	3/8"	
502.19993 AO	13	1/2"	1/2"	
502.19994 AP	20	3/4"	3/4"	
502.19995 AQ	25	1"	1"	
BODY Female-Female				
Female/Female Dişi/Dişi	DN	ØA1 (BSP-F.)	ØA2 (BSP-F.)	Maks.Basınç (Bar)
502.19991 AB	06	1/4"	1/4"	350
502.19992 AC	10	3/8"	3/8"	
502.19993 AD	13	1/2"	1/2"	
502.19994 AE	20	3/4"	3/4"	
502.19995 AF	25	1"	1"	
CARTRIDGE				
Kodu	DN	ØA1 (BSP)	Maks. Basınç (Bar)	
503.19991 AM	06	1/4"	350	
503.19992 AN	10	3/8"		
503.19993 AO	13	1/2"		
503.19994 AP	20	3/4"		
503.19995 AQ	25	1"		

maxpa
hydraulics

CE TAIWAN

NG6 (1/4') DIN (SOKET TIP) BOBINLI YON KONTROL VALFLERI (CETOP 3)

Tipi CETOP 3	Konum Spool Tipi		Voltaj AC-DC
DSG-2B2-N01-A110	4/2	TB	110
DSG-2B2-N01-A220			220
DSG-2B2-N01-D12			12
DSG-2B2-N01-D24			24
DSG-2B3B-N01-A110		HA	110
DSG-2B3B-N01-A220			220
DSG-2B3B-N01-D12			12
DSG-2B3B-N01-D24			24
DSG-3C2-N01-A110	4/3	KM	110
DSG-3C2-N01-A220			220
DSG-3C2-N01-D12			12
DSG-3C2-N01-D24			24
DSG-3C3-N01-A110		HM	110
DSG-3C3-N01-A220			220
DSG-3C3-N01-D12			12
DSG-3C3-N01-D24			24
DSG-3C4-N01-A110		ABT	110
DSG-3C4-N01-A220			220
DSG-3C4-N01-D12			12
DSG-3C4-N01-D24			24
DSG-3C60-N01-A110		AM	110
DSG-3C60-N01-A220			220
DSG-3C60-N01-D12			12
DSG-3C60-N01-D24			24

DSG-01-2B2

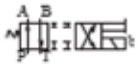

DSG-01-2D2

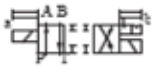

DSG-01-3C2

DSG-01-3C3

DSG-01-3C4

DSG-01-3C60

NG6 (1/4') DIN (SOKET TIP) OZEL KONUM YON KONTROL VALFLERI (CETOP 3)

DSG-2D2-N01-D12	4/2	ÇB DETANTLI (KREM.)	12
DSG-2D2-N01-D24			24
SG-3C5-N01-D24-DIN TYP	4/3	APT (B Kapalı)	24
SG-3C5-N01-A220-DIN TYI			220
SG-3C9-N01-D24-DIN TYP		APB (T Kapalı)	24
SG-3C9-N01-A220-DIN TYI			220
SG-3C10-N01-D24-DIN TYI		BT (A-P Kapalı)	24
G-3C10-N01-A220-DIN TY			220
SG-3C11-N01-D24-DIN TYI		PA (B-T Kapalı)	24
G-3C11-N01-A220-DIN TY			220
SG-3C12-N01-D24-DIN TYI		AT (P-B Kapalı)	24
G-3C12-N01-A220-DIN TY			220

Maks. Debi lt/dk 30-60 Maks. Basınç bar 315

NG10 (1/2') DIN (SOKET TIP) BOBINLI YON KONTROL VALFLERI (CETOP 5)

Tipi CETOP 5	Konum Spool Tipi		Voltaj AC-DC	Maks. Debi lt/dk	Maks. Basınç bar
DSG-2B2-N03-A110	4/2	TB	110	315	60-120
DSG-2B2-N03-A220			220		
DSG-2B2-N03-D12			12		
DSG-2B2-N03-D24			24		
DSG-2B3B-N03-A110		HA	110		
DSG-2B3B-N03-A220			220		
DSG-2B3B-N03-D12			12		
DSG-2B3B-N03-D24			24		
DSG-3C2-N03-A110	4/3	KM	110		
DSG-3C2-N03-A220			220		
DSG-3C2-N03-D12			12		
DSG-3C2-N03-D24			24		
DSG-3C3-N03-A110		HM	110		
DSG-3C3-N03-A220			220		
DSG-3C3-N03-D12			12		
DSG-3C3-N03-D24			24		
DSG-3C4-N03-A110		ABT	110		
DSG-3C4-N03-A220			220		
DSG-3C4-N03-D12			12		
DSG-3C4-N03-D24			24		
DSG-3C60-N03-A110		AM	110	250	60-100
DSG-3C60-N03-A220			220		
DSG-3C60-N03-D12			12		
DSG-3C60-N03-D24			24		
DSG-3C12-N03-D24		AT (A TANK'a)	24	315	

maxpa hydraulics

CE TAIWAN

NG6 (1/4') TERMINAL BOX TİP YÖN KONTROL VALFLERİ			
Tipi CETOP 3	Konum Spool Tipi		Voltaj AC-DC
DSG-2B2-01...VAC	4/2	TB	110V-220V
DSG-2B2-01...VDC			12V-24V
DSG-3C2-01...VAC	4/3	KM	110V-220V
DSG-3C2-01...VDC			12V-24V
DSG-3C3-01...VAC		HM	110V-220V
DSG-3C3-01...VDC			12V-24V
DSG-3C4-01...VAC		ABT	110V-220V
DSG-3C4-01...VDC			12V-24V
DSG-3C60-01...VAC		AM	110V-220V
DSG-3C60-01...VDC			12V-24V
Maks. Basınç bar 315 - Maks. Debi lt/dk 30-60			

NG6 (1/4') TERMINAL BOX TİP ÖZEL KONUM YÖN KONTROL VALFLERİ			
DSG-2D2-01...VAC	4/2	ÇB DETANTLI (KREM.)	110-220V
DSG-2D2-01...VDC			12-24V
DSG-3C5-01...VAC	4/3	PAT (B Kapalı)	110V-220V
DSG-3C5-01...VDC			12V-24V
DSG-3C9-01...VAC		PAB (T Kapalı)	110V-220V
DSG-3C9-01...VDC			12V-24V
DSG-3C10-01...VAC		B-T (A-P Kapalı)	110V-220V
DSG-3C10-01...VDC			12V-24V
DSG-3C11-01...VAC		PA-BT Kapalı	110V-220V
DSG-3C11-01...VDC			12V-24V
DSG-3C12-01...VDC		A-T (P-B Kapalı)	110V-220V
DSG-3C12-01...VAC			12V-24V
Maks. Basınç bar 315 - Maks. Debi lt/dk 30-60			

NG10 (1/2') TERMINAL BOX TİP YÖN KONTROL VALFLERİ (CETOP 5)			
DSG-2B2-03...VAC	4/2	TB	110V-220V
DSG-2B2-03...VDC			12V-24V
DSG-3C2-03...VAC	4/3	KM	110V-220V
DSG-3C2-03...VDC			12V-24V
DSG-3C3-03...VAC		HM	110V-220V
DSG-3C3-03...VDC			12V-24V
DSG-3C4-03...VAC		ABT	110V-220V
DSG-3C4-03...VDC			12V-24V
DSG-3C60-03...VAC		AM	110V-220V
DSG-3C60-03...VDC			12V-24V
Maks. Basınç bar 315 - Maks. Debi lt/dk 60-120			

NG16 (5/8') VALF - GÖVDE (CETOP 7) 315 Bar		
Tipi CETOP 7	Konum Spool Tipi	Maks. Debi lt/dk
DSHG-2B2-04-1P1D	TB	150-300
DSHG-3C2-04-1P1D	KM	
DSHG-3C3-04-1P1D	HM	
DSHG-3C4-04-1P1D	ABT	
DSHG-3C60-04-1P1D	AM	150-235

NG25 (3/4') VALF - GÖVDE (CETOP 8) 315 Bar		
DSHG-2B2-06-1P1D	TB	250-500
DSHG-3C2-06-1P1D	KM	
DSHG-3C3-06-1P1D	HM	
DSHG-3C4-06-1P1D	ABT	
DSHG-3C60-06-1P1D	AM	230-300
DSHG-3C60-06-1P1D-C	AM GÖVDE-ÇEKLİ	

NG32 (1') VALF - GÖVDE (CETOP 10) 315 Bar		
DSHG-2B2-10-1P1D	TB	550-750
DSHG-3C2-10-1P1D	KM	
DSHG-3C3-10-1P1D	HM	
DSHG-3C4-10-1P1D	ABT	
DSHG-3C60-10-1P1D	AM	400-600
DSHG-3C60-10-1P1D-C	AM GÖVDE-ÇEKLİ	

maxpa hydraulics

CE TAIWAN EXCELLENCE 2010

NG6 MODÜLER BASINÇ AYAR VALFLERİ (CETOP 3)			
Tipi CETOP 3	Kontrol Pozisyonu	Maks. Basınç Bar	Maks.Debi lt/dk
MBP-01-H20	P HATTI	70-210	35
MBA-01-H20	A HATTI		
MBB-01-H20	B HATTI		
MBW-01-H20	AB HATTI (İkiz)		
NG10 MODÜLER BASINÇ AYAR VALFLERİ (CETOP 5)			
MBP-03-H20	P HATTI	70-210	70
MBA-03-H20	A HATTI		
MBB-03-H20	B HATTI		
MBW-03-H20	AB HATTI (İkiz)		

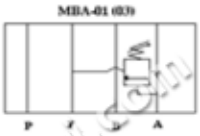

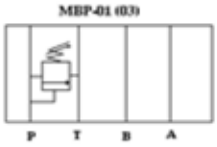

NG6 MODÜLER KİLİTLEME VALFLERİ (CETOP 3)			
Tipi CETOP 3	Kontrol Pozisyonu	Maks. Basınç Bar	Maks.Debi lt/dk
MPA-01-20	A HATTI	250	50
MPB-01-20	B HATTI		
MPW-01-20	AB HATTI (İkiz)		
NG10 MODÜLER KİLİTLEME VALFLERİ (CETOP 5)			
MPA-03-20	A HATTI	250	100
MPB-03-20	B HATTI		
MPW-03-20	AB HATTI (İkiz)		

NG16 & NG25 MODÜLER İKİZ KİLİTLEME VALFLERİ (CETOP 7 & 8)				
Tipi	Kontrol Pozisyonu	Bağlantı Norm	Maks. Basınç Bar	Maks.Debi lt/dk
MPW-04-20	AB HATTI (İkiz)	NG16	250	190
MPW-06-20	AB HATTI (İkiz)	NG25		300

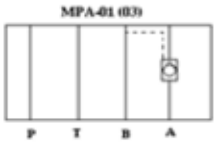

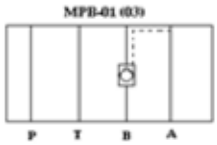

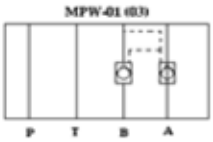

NG6 MODÜLER BASINÇ DÜŞÜRÜCÜ VALFLER (CETOP 3)			
Tipi CETOP 3	Kontrol Pozisyonu	Maks. Basınç Bar	Maks.Debi lt/dk
MRA-01-H20	A HATTI	70-210	35
MRB-01-H20	B HATTI		
MRP-01-H20	P HATTI		
NG10 MODÜLER BASINÇ DÜŞÜRÜCÜ VALFLER (CETOP 5)			
MRA-03-H20	A HATTI	70-210	50
MRB-03-H20	B HATTI		
MRP-03-H20	P HATTI		

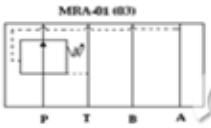

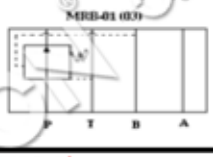



NG6 MODÜLER DEBİ (HIZ) AYAR VALFLERİ (CETOP 3)			
Tipi CETOP 3	Kontrol Pozisyonu	Maks. Basınç Bar	Maks.Debi lt/dk
MSA-01-X20	A HATTI	250	35
MSB-01-X20	B HATTI		
MSW-01-X20	AB HATTI (İkiz)		
NG10 MODÜLER (HIZ) DEBİ AYAR VALFLERİ (CETOP 5)			
MSA-03-X20	A HATTI	250	70
MSB-03-X20	B HATTI		
MSW-03-X20	AB HATTI (İkiz)		

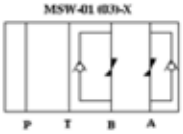

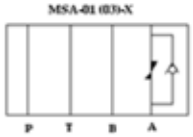

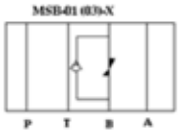

maxpa hydraulics

CE TAIWAN EXCELLENCE 2018

NG 16 BASINÇ AYAR & SIFIRLAMALI BASINÇ AYARLAR (CETOP 7)			
Tipi	Kontrol Pozisyon	Maks. Basınç Bar	Maks. Debi lt./dk.
SBG-03-H20	Manuel	250	100
SBSG-03-H20	Elektrikli		

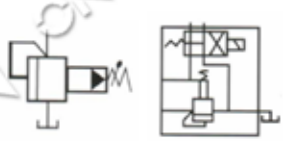

SBG Bas.Ayar SBSG Bas.Ayar

NG 25 BASINÇ AYAR & SIFIRLAMALI BASINÇ AYARLAR (CETOP 8)			
SBG-06-H20	Manuel	250	200
SBSG-06-H20	Elektrikli		

NG 32 BASINÇ AYAR & SIFIRLAMALI BASINÇ AYARLAR (CETOP 10)			
SBG-10-H20	Manuel	250	400
SBSG-10-H20	Elektrikli		

*Pilot Valf Dahil Değildir.

CHECK VALF		
Tipi	Bağlantı/Diş Ölçüsü	
CRG-03	1/2	Pleyt Tip
CRG-06-50-20	3/4	
CPG-03-E-50	1/2	Check Valf Hat Tipi
CPG-06-E-50	3/4	
CPDG-06-50	3/4	Dekomp. Pilot Kum. Check Valf. Pleyt Tipi
CPDG-10-50	1-1/4	

CRG-06

CPDG-06-50

BASINÇ DÜŞÜRÜCÜ VALF (Sub-Pleyt Tip)			
Tipi	Bağlantı/Diş Ölçüsü		Maks. Basınç Bar
RG-03-B-20	3/8"	Bas.Düşürücü Valf (Sub-Pleyt Tip)	7-70 bar
RG-06-B-20	3/4"		
RG-03-H-20	3/8"		70-225 bar
RG-06-H-20	3/4"		
RT-03-H	3/8"	Bas.Düşürücü Valf (Hat Tipi)	50 lpm-250 bar
RT-06-H	3/4"		125 lpm-250 bar
RCT-03-C-20	3/8"	Bas.Düşürücü Valf	50 lpm-35-140 bar
HBT-03-20	3/8"	Hat Tipi Bas.Düşürücü Valf	100 lpm-315 bar
HBT-06-20	3/4"		200 lpm-315 bar
BSG-06-2 PV	3/4"	İki Basınçlı Pleyt Tip	200 lpm-250 bar

RG-06

RT-03-H

RCT-03-20

maxpa
hydraulics

CE TAIWAN EXCELLENCE 2015

NG6 Manual (Kol) KUMANDA VALFLERİ Maks. 315 bar			
Tipi	Bağlantı/Diş Ölçüsü		Debi (lpm)
DMG-01-2B2-20	NG6 TB	Konum (Spring)	63 lpm.
DMG-01-3C2-20	NG6 KM		
DMG-01-3C4-20	NG6 ABT		
DMG-01-3C60-20	NG6 AM		

NG10 Manual (Kol) Kumanda Valfleri Max. 315 bar			
DMG-03-2B2-20	NG10 TB	Konum (Spring)	120 lpm.
DMG-03-3C2-20	NG10 KM		
DMG-03-3C4-20	NG10 ABT		
DMG-03-3C60-20	NG10 AM		

CAM KONT.YÖN VALFİ	
Tipi	Bağlantı/Diş Ölçüsü
DCG-01-2B2-20	NG6 CAM KONT.YÖN VALFİ (Makaralı)
DCG-03-2B2-20	NG10 CAM KONT.YÖN VALFİ (Makaralı)

DCG-01

BASINÇ ŞALTERLERİ		
Tipi	Bağlantı/Diş Ölçüsü	
DNA-100K-22B	1/4 Basınç Şalteri	(15-100 Bar)
DNA-250K-22B		(40-250 Bar)
DNA-360K-22B		(50-360 Bar)
DNC-150K-22B		(30-150 Bar)

DNA-360 K

IŞIKLI SOKET	
Tipi	Bağlantı/Diş Ölçüsü
IŞIKLI SOKET AC	DIN 43650 AC+LED
IŞIKLI SOKET DC	DIN 43650 DC+LED

YEDEK VALF BOBİNLERİ (DIN/Soket Tip & Terminal Tip)			
Tipi	NG6-NG10 Voltaj		Ø İç Çap (mm)
DSG-01-NG6	(1/4) 110-220V AC	Terminal Tip Bobin	19 mm.
DSG-01-NG6	(1/4) 12-24V DC		
DSG-N-01-NG6	(1/4) 110-220V AC	Din/Soket Tip Bobin	
DSG-N-01-NG6	(1/4) 12-24V DC		
DSG-03-NG10	(1/2) 110-220V AC	Terminal Tip Bobin	26 mm.
DSG-03-NG10	(1/2) 12-24V DC		
DSG-N-03-NG10	(1/2) 110-220V AC	Din/Soket Tip Bobin	
DSG-N-03-NG10	(1/2) 12-24V DC		

maxpa hydraulics

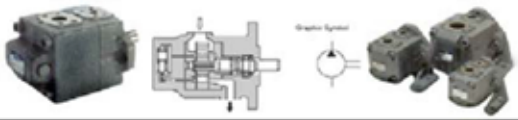

PALETLİ POMPALAR (HQ)

Cinsi	Delivery Flow (lpm) Running Speed (rpm) 1000	1200	1500	1800	Runnig speed (rpm) Max	Min	Maks.Basınç bar
HQ15-06	6,2	7,4	9,3	11,2	1800	1200	210
HQ15-08	8,1	9,7	12,1	14,6		950	
HQ15-11	11,2	13,4	16,8	20,1			245
HQ15-14	14,3	17,1	21,5	25,7			
HQ15-17	17,1	20,5	25,6	30,7			
HQ15-19	19,2	23	28,8	34,5			
HQ15-23	23,3	27,9	34,9	41,9			
HQ15-26	26,1	31,3	39,1	46,9			
HQ15-31	31,1	37,3	46,6	-	1500		
(S)HQ25-18	18,1	21,7	27,2	32,6	1800	950	245
(S)HQ25-22	22,1	26,5	33,2	39,8			
(S)HQ25-26	26,2	31,4	39,3	47,1			
(S)HQ25-32	32,1	38,5	48,1	57,7			
(S)HQ25-38	38,2	45,8	57,3	68,7			
(S)HQ25-43	43,2	51,8	64,8	77,7			
(S)HQ25-47	47,1	56,5	77	85			
(S)HQ25-52	52,3	62,7	78,4	94,1			
(S)HQ25-60	60,2	72,7	90,3	108,3			210
(S)HQ25-65	65,3	78,3	97,9	117,5			
(S)HQ25-75	75	90	112,5	-	1500		175
(S)HQ35-60	60,3	72,3	90,4	108,5	1800	900	210
(S)HQ35-66	66,4	79,6	99,6	119,5			
(S)HQ35-76	76,3	91,5	114,4	137,3			
(S)HQ35-82	82,2	98,6	123,3	147,9			
(S)HQ35-88	88,3	105,9	132,4	158,9			
(S)HQ35-94	94,5	113,4	141,7	170,1			
(S)HQ35-108	108,2	129,8	162,3	194,4			
(S)HQ35-116	116,1	139,3	174,1	208,9			175
(S)HQ35-125	124,5	149,5	186,9	-	1500		
(S)HQ45-136	136,8	164	204	246	1800	600	175
(S)HQ45-156	156,2	188	234	280			
(S)HQ45-189	189,5	227	284	340			
(S)HQ45-216	216	260	324	-	1500		
(S)HQ45-237	237	285	355	-			

SESSİZ TİP PALETLİ POMPALAR (SHQ)

Cinsi	Displacement cc/dev.	Galon/dev.	Maks. Hız bar	Maks. Basınç lt/dak
SHQ25-18	18,1	1,1	950-1800	245
SHQ25-22	22,1	1,35		
SHQ25-26	26,2	1,61		
SHQ25-32	32,1	1,97		
SHQ25-38	38,2	2,34		
SHQ25-43	43,2	2,64		
SHQ25-52	52,3	3,19		
SHQ25-60	60,2	3,67		210
SHQ25-65	65,3	3,99		
SHQ25-75	75	4,58		175
SHQ35-60	60,3	3,68	900-1800	210
SHQ35-66	66,4	4,05		
SHQ35-76	76,3	4,66		
SHQ35-82	82,2	5,02		
SHQ35-88	88,3	5,39		
SHQ35-94	94,5	5,77		
SHQ35-108	108,2	6,6		
SHQ35-116	116,1	7,09		175
SHQ35-125	124,5	7,6	900-1500	
SHQ45-136	136	8,3	600-1800	175
SHQ45-156	156,2	9,34		
SHQ45-189	189	11,23		
SHQ45-216	216	12,26	600-1500	
SHQ45-237	237	14,46		160

Cartridge Kit Cinsi
HQ15 seri
HQ25 seri
HQ35 seri
HQ45 seri

maxpa hydraulics

CE TAIWAN EXCELLENCE 2018

PV SERIES VARIABLE VOLUME PISTON PUMPS (DRIVE SPEED rpm min. 500 - maks. 2000)

Model	Volume	Delivery at No Load(lpm (USgpm))				Pressure Comp.(Range)		Max.Setting(Pressure)	
		1000rpm	1200rpm	1500rpm	1800rpm	bar	(psi)	bar	(psi)
PV-8-*-0-**-20	8.0 (0.50)	8.0 (2.1)	9.6 (2.5)	12.0 (3.2)	14.4 (3.8)	10~35	(143~500)	35	(500)
PV-8-*-1-**-20						20~70	(286~1000)	70	(1000)
PV-8-*-2-**-20						30~140	(429~2000)	140	(2000)
PV-8-*-3-**-20						30~210	(429~3000)	210	(3000)
PV-16-*-0-**-20	16.5 (1.01)	16.5 (4.4)	19.8 (5.2)	24.7 (6.5)	29.7 (7.8)	10~35	(143~500)	35	(500)
PV-16-*-1-**-20						20~70	(286~1000)	70	(1000)
PV-16-*-2-**-20						30~140	(429~2000)	140	(2000)
PV-16-*-3-**-20						30~210	(429~3000)	210	(3000)
PV-22-*-0-**-20	22.2 (1.34)	22.0 (5.8)	26.4 (7.0)	33.0 (8.7)	39.6 (10.5)	10~35	(143~500)	35	(500)
PV-22-*-1-**-20						20~70	(286~1000)	70	(1000)
PV-22-*-2-**-20						30~140	(429~2000)	140	(2000)
PV-22-*-3-**-20						30~210	(429~3000)	210	(3000)
PV-36-*-0-**-20	36.0 (2.14)	36.0 (9.2)	42.0 (11.1)	52.5 (13.9)	63.0 (16.6)	10~35	(143~500)	35	(500)
PV-36-*-1-**-20						20~70	(286~1000)	70	(1000)
PV-36-*-2-**-20						30~140	(429~2000)	140	(2000)
PV-36-*-3-**-20						30~210	(429~3000)	210	(3000)
PV-46-*-0-**-20	46.0 (2.76)	46.0 (11.9)	54.0 (14.3)	67.5 (17.9)	81.0 (21.5)	10~35	(143~500)	35	(500)
PV-46-*-1-**-20						20~70	(286~1000)	70	(1000)
PV-46-*-2-**-20						30~140	(429~2000)	140	(2000)
PV-46-*-3-**-20						30~210	(429~3000)	210	(3000)
PV-70-*-1-**-20	70.0 (4.27)	70.0 (18.5)	84.0 (22.2)	105.0 (27.7)	126.3 (33.3)	20~70	(286~1000)	70	(1000)
PV-70-*-1-**-20						20~210	(286~3000)	21	(3000)
PV-70-*-3-**-20						20~280	(286~4000)	280	(4000)
PV-100-*-1-**-20	100.0 (6.10)	100.0 (26.5)	120.0 (31.8)	150.0 (39.7)	180.0 (47.6)	20~70	(286~1000)	70	(1000)
PV-100-*-1-**-20						20~210	(286~3000)	21	(3000)
PV-100-*-3-**-20						20~280	(286~4000)	280	(4000)

PV	36	A	4	R	S	F	-20
Series No	Disp. cc/rev (in³ / rev)	Control Type	Pressure Comp. Range	Rotation	Port Position	Mounting	Design No. Shaft Option Flange option
PV: Variable Volume Piston Pump	8, (0.5) 16, (1.0) 22, (1.3) 36, (2.1) 46, (2.1) 70, (4.3) 100, (6.1)	• Standart A : Pressure Compensating (Manuel) Option B : Pressure Compensating Type Pilot (Reote Control) C : Two Pressure - Two Flow ontrol Type D : Solenoid Cut - Off Control Type Control Type E : Two Pressurei Two-Flow Control Type by Solenoid Valve G : Two-Pressure, Two Flow Control Type by Solenoid Valve HL : Load Sensing Compensator	0: 10~35 bar (143~500 psi) 1: 20~70 bar (286~1000 psi) 2: 30~140 bar (429~2000 psi) 3: 30~210 bar (429~3000 psi) 4: 50~280 bar (720~4000 psi)	R: Clockwise (CW) L: Counter-Clockwise (CCW) Viewed from Shaft End	S: Side Port R: Axial Port (Rear Port)	F: Flange Mounting L: Foot Mounting	Design No. Shaft Option Flange option

20: PT(Rc) Flange Kits, Straight Key
2080: PF(G) Flange Kits, Straight Key
2090: NPT Flange Kits, Straight Key

PV SERİ (VARIABLE VOLUME) DEĞİŞKEN DEBİLİ PİSTONLU POMPALAR

Kod	Tanım
PV46-HL3-R-S-F	Load sensing comp. HL
PV70-HL3-R-S-F	
PV100-HL3-R-S-F	

Özellik Basınç ve Debi Ayarlı

*Çalışma Bas. Aralığı : 30-210 bar

maxpa®
hydraulics

CE TAIWAN EXCELLENCE 2018

PV2R1 TİP PALETLİ POMPA							
Model	Displacement (cc/rev)				Maks. Basınç	Hız (rpm)	
	1000	1200	1500	1800		Maks.	Min.
PV2R1-06	6.2	7.4	9.3	11.2	210	1800	1200
PV2R1-08	8.1	9.7	12.1	14.6			950
PV2R1-11	11.2	13.4	16.8	20.1			
PV2R1-14	13.6	17.1	21.5	25.7			
PV2R1-17	16.6	20.5	25.6	30.7			
PV2R1-19	18.6	23	28.8	34.5			
PV2R1-23	22.7	27.9	34.9	41.9			
PV2R1-25	25.3	31.3	39.1	46.9	175		
PV2R1-31	31	37.3	46.6	-			
PV2R2 TİP PALETLİ POMPA							
PV2R2-26	26.2	31.4	39.3	47.1	210	1800	950
PV2R2-33	33	38.5	48.1	57.7			
PV2R2-38	38.2	45.8	57.3	68.7			
PV2R2-41	41.3	49.2	61.5	73.8			
PV2R2-47	47.2	57.8	71.4	86.7			
PV2R2-53	52.3	62.7	78.4	94.1			
PV2R2-59	60.2	72.7	90.3	108.3			
PV2R2-65	65.3	78.3	97.9	117.5			
PV2R3 TİP PALETLİ POMPA							
PV2R3-60	60.3	72.3	90.4	108.5	210	1800	900
PV2R3-66	66.4	79.6	99.6	119.5			
PV2R3-76	76.3	91.5	114.4	137.3			
PV2R3-82	82.2	98.6	123.3	147.5			
PV2R3-88	88.3	105.9	132.4	158.9			
PV2R3-94	93.6	113.4	141.7	170			
PV2R3-108	108.2	129.8	162.3	194.4			
PV2R3-116	115.6	139.3	174.1	208.9	175		
PV2R3-126	125.6	149.5	186.9	226		1500	

50T -FIXED DISPLACEMENT VANE PUMP						
50 T	12	L	R	L	PA	-30
Series No.	Vane Pump Displacement Mark (Shaft End)	Type of Mountting	Shaft Rotation	Discharge Port Position	High-Pressure Gear Pump (cover End) (c.c/rev)	Design
50T- Fixed disp. Vane Pump	50T- 7,12,14, 17,19,21, 23,26,30, 36,40	L- Foot mounting F- Flange mounting	Viewed from Shaft End R: Clockwise L: Counter Clockwise	Viewed from Shaft End R: On Right Hand L: On Left Hand	Model / Capacity PA1 1.07 PA2 2.02 PA3 3.01 PA4 4.01 PA5 6.05 HGP ... PB ... HQ1 ... TSP ...	20: 50T Shaft Ø19.05 30: 50T Shaft Ø 22
150T- Fixed disp. Vane Pump	150T- 48,61,75, 94,116					
T: Pipe Mounting , F: Flange Mounting.						

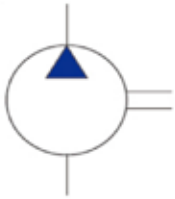

maxpa hydraulics

CE TAIWAN EXCELLENCE MID

MEKANİK BASINÇ REGÜLASYONLU DEĞİŞKEN DEBİLİ PALETLİ POMPALAR			
Cinsi	Out.flow at 3,5 bar 1800 rpm lpm	Min.-Maks. Hız devir/dak	Maks. Bas. Bar
PVF-12-35-11	6,6 (12lpm)	800-1800	15-35
PVF-20-35-11	11,1 (20 lpm)		
PVF-30-35-11	16,6 (30 lpm)		
PVF-40-35-11	22,2 (40 lpm)		
PVF-12-55-11	6,6 (12lpm)	800-1800	30-55
PVF-20-55-11	11,1 (20 lpm)		
PVF-30-55-11	16,6 (30 lpm)		
PVF-40-55-11	22,2 (40 lpm)		
PVF-12-70-11	6,6 (12lpm)	800-1800	50-70
PVF-20-70-11	11,1 (20 lpm)		
PVF-30-70-11	16,6 (30 lpm)		
PVF-40-70-11	22,2 (40 lpm)		

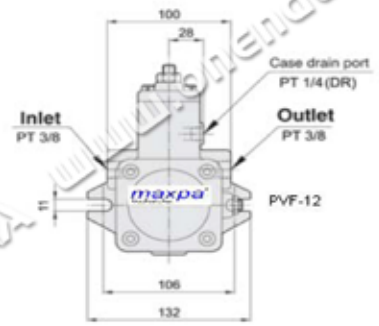

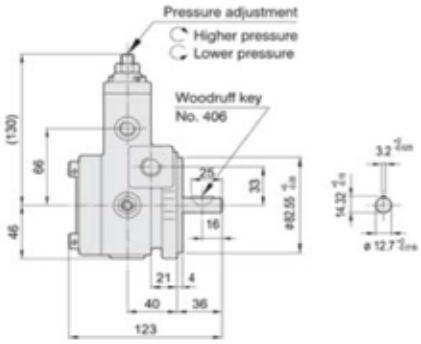

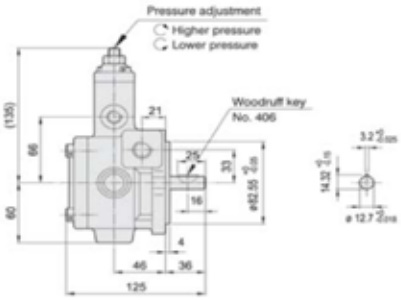

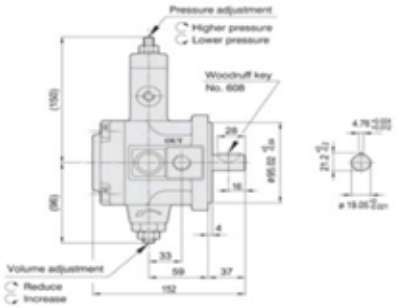

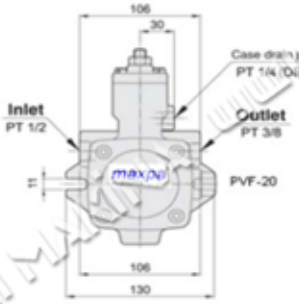

TANDEM TİP MEKANİK BAS. REGÜLASYONLU DEĞİŞKEN DEBİLİ PALETLİ POMPALAR				
Cinsi PVDF	Pompa Tipi	Deplasman cc/dev	Min.-Maks. Hız devir / dak	Maks. Bas. bar
PVDF-20+20-070	Tandem	11,1+11,1	800-1800	50-70
PVDF-30+30-070		16,6+16,6		
PVDF-40+40-070		22,2+22,2		

ÖN UYARILI BASINÇ REGÜLASYONLU DEĞİŞKEN DEBİLİ PALETLİ POMPALAR				
Cinsi	lpm=3,5 bar 1800 rpm	Deplasman cc/dev	Min.-Maks. Hız devir/dak	Maks. Bas. bar
VP5F-A-2	30 lpm	16,6	800-1800	15-35
VP5F-A-3				20-70
VP5F-A-4				50-105
VP5F-A-5				70-140
VP5F-B-2	40 lpm	22,2	800-1800	15-35
VP5F-B-3				20-70
VP5F-B-4				50-105
VP5F-B-5				70-140
VP5FD-A-5-A-5	Tandem	16,6+16,6	800-1800	70-140
VP5FD-B-3-B-3		22,2+22,2		20-70

maxpa hydraulics



CE TAIWAN

AKIŞ BÖLÜCÜLER (FLOW DIVIDERS)

Cinsi	Geo.Disp. cc/rev.	Ref.Flow (lpm)		Maks.Pres. bar (psi)	Speed rpm		Port	
		Min.	Max.		Loaded	Unloaded	Out	In
DFM-302A-6*	6	4,2	18	210 bar	1800	3000	PT 3/4"	PT1/2"
DFM-302A-8*	8,4	5,6	24					
DFM-302A-11*	11	6,6	33					
DFM-302A-13*	13	7,8	39					
DFM-302A-14*	14,3	8,4	42					
DFM-302A-17*	16,5	10,2	51	3000 psi	1000	2000		
DFM-302A-19*	19,2	11,4	38					
DFM-302A-23*	23	13,8	46					
DFM-302A-25*	25	15	50				PT 1"	PT 3/4"
DFM-302A-28*	28	16,8	54					
DFM-302A-30*	30	18	60					

Cinsi	Ölçü A (mm)	B (mm)
DMF-302A-6*	52	239
DMF-302A-8*	55	245
DMF-302A-11*	60	255
DMF-302A-13*	64	263
DMF-302A-14*	66	267
DMF-302A-17*	70	275
DMF-302A-19*	74	283
DMF-302A-23*	81	297
DMF-302A-25*	84	303
DMF-302A-28*	88	311
DMF-302A-30*	92	319



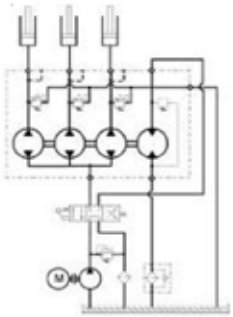

OIL COOLER / SULU YAĞ SOĞUTUCULAR (EŞANJÖR) 12 bar

Model	Bağlantı/Diş Ölç. G Su Girişi	Bağlantı/Diş Ölç. F Yağ Girişi	1,5 bar'da Debi lt/min.	Kapasite Kcal/h 30C
OR-60L	3/4"	3/4"	60	7000
OR-100L			100	12000
OR-150L		1-1/4"	150	19000
OR-250L	1"		250	30000
OR-350L			350	40000
OR-600L	1-1/2"	2"	600	62000
OR-800L			800	90000
OR-1000L			1000	110000
OR-1200L			1200	130000
OR-1400L			1400	150000



Model	A	B mm	C mm	QD mm	QE mm	F (Oil)	G (Water)
	mm						
OR-60L	460	295	40	89.1	120	3/4"	3/4"
OR-100L	542	370		114.3			
OR-150L	573	375	75	139.8	170	1 1/4"	
OR-250L	800	600					1"
OR-350L	1198	1000					
OR-600L	1215	970	86	165.2	196	2"	1 1/4"
OR-800L	1715	1470					
OR-1000L	2110	1910	87				
OR-1200L	1690	1390	114		269	2-1/2"	2"
OR-1400L	1840	1530					

maxpa hydraulics

CE TAIWAN EXCELLENCE 2010

NG6 & NG10 VALF PLEYTLERİ

Tipi CETOP 3-5	Bağlantı Norm	Özellik Pozisyon	Diş Ölçüsü
M01034B2080	NG6	Alttan Çıkış	3/8"
M01034S2080		Yandan Çıkış	
M01032S2B38		Alt-Yan Çıkış	
M03-04-4B-20/2090	NG10	Alttan Çıkış	1/2"
M03-04-4S-20/2090		Yandan Çıkış	
M03-03-3S1B-20/2090		P,A,B Yan Çıkış, T Alt Çıkış	



KELEPÇELİ FLANŞ BAĞLANTILI-YÜKSEK BASINÇ ÖN DOLUM VALFLERİ

Cinsi	Ölçü	Norm	Maks. Basınç Bar
SVF-32-21C	2"	DN32	400
SVF-50-21C	3"	DN50	
SVF-63-21C	3-1/2"	DN63	
SVF-80-21C	4"	DN80	
SVF-100-21C	5"	DN100	
SVF-125-21C	6"	DN125	
SVF-160-21C	8"	DN160	250
SVF-200-21C	10"	DN200	
SVF-250-21C	16"	DN250	400

DİREKT SİLİNDİR BAĞ. (KELEPÇELİ FLANŞ BAĞLANTILI) ÖN DOLUM VALFLERİ

Cinsi	Ölçü (") Maks. Flow (Lt/min.)	Norm	Maks.Basınç Bar
PF-50-FT-20	2" (200lt/min)	DN50	250
PF-80-FT-20	3" (400lt/min)	DN80	
PF-90-FT-20	3-1/2" (630lt/min)	DN90	
PF-100-FT-20	4" (1000lt/min)	DN100	
PF-125-FT-20	5" (1600lt/min)	DN125	
PF-150-FT-20	6" (2500lt/min)	DN150	

DARBE EMİCİLER (SHOCK ABSORBERS) SABİT TİP

Cinsi	Maks. Kütle Kg	Absorbe Özelliği Nm	Maks. Darbe Hızı Mt/sn
SC-0806-2	0,5~~6	2	0,5-2,0
SC-1008-2	2~~9	4	0,8-3,0
SC-1210-2	5~~30	5	
SC-1412-2	8~~10	15	
SC-1415-2	10~~150	20	
SC-1416-2	10~~150	20	
SC-2020-2	30~~700	40	1,0-3,5
SC-2050-2	600~~1200	60	
SC-2525-2	200~~1500	80	1,0-4,0
SC-3660-2	400~~2400	250	

DARBE EMİCİLER (SHOCK ABSORBERS) AYARLANABİLİR TİP

Cinsi	Maks. Kütle Kg	Absorbe Özelliği Nm	Maks. Darbe Hızı Mt/sn
SD-1410	80	20	3
SD-2016	200	25	3,5
SD-2525	400	85	3,5
SD-2540	700	100	3,35
SD-3650	1400	300	3
SD-4250	4000	500	4,5

maxpa hydraulics

TAIWAN EXCELLENCE 2010

3/8" LINE MOUNTING LIFT VALVE

ORDERING CODE

V2074 - A4 - * - 20

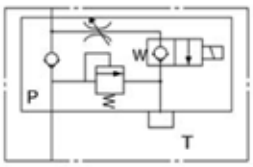

design number

20:PT(Rc) THREADED CONNECTION
2080:PF(G) THREADED CONNECTION
2090:NPT THREADED CONNECTION

OPTION:
None: STANDARD
OM: WITH MANUAL

COIL TYPE:
A1:AC100V(50/60Hz),AC110V(60Hz)
A2:AC200V(50/60Hz),AC220V(60Hz)
A3: AC110V(50Hz)
A4: AC220V(50Hz)
A5: AC240V(50Hz)
A8: AC380V(50/60Hz)
D1:DC12V
D2:DC24V

SERIES NUMBER

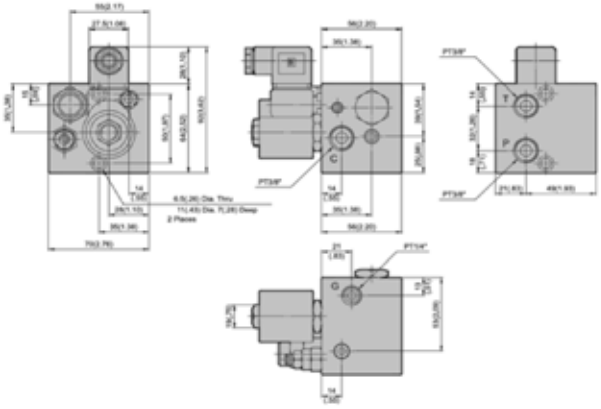

3/8" LINE MOUNTING LIFT VALVE						
Normal Closed-NC Normal Open-NO		Max. Flow lpm(Usgpm	Max. Pres. Bar(PSI)	Operating Temp. Range	Weight kg(lbs)	Terminations
NC	NO	20(5.28)	210(3000)	- 20˚C~120˚C - 4˚F~248˚F	1.0(2.2) With Coil	N:DIN 43650 Y:Lead Wires(2)

3/8" LINE MOUNTING LIFT VALVE

ORDERING CODE

KV3080 - A4 - * - 10

design number

10:PT(Rc) THREADED CONNECTION
1080:PF(G) THREADED CONNECTION
1090:NPT THREADED CONNECTION

OPTION:
None: STANDARD
OM: WITH MANUAL

COIL TYPE:
A1:AC100V(50/60Hz),AC110V(60Hz)
A2:AC200V(50/60Hz),AC220V(60Hz)
A3: AC110V(50Hz)
A4: AC220V(50Hz)
A5: AC240V(50Hz)
A8: AC380V(50/60Hz)
D1:DC12V
D2:DC24V

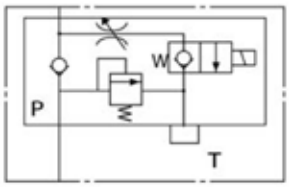

SERIES NUMBER

Normal Closed-NC Normal Open-NO		Max. Flow lpm(Usgpm	Max. Pres. Bar(PSI)	Operating Temp. Range	Weight kg(lbs)	Terminations
NC	NO	40(10.57)	210(3000)	- 20˚C~120˚C - 4˚F~248˚F	0.7(1.54) With Coil	N:DIN 43650 Y:Lead Wires(2)

NOVMAC

YAĞ FİLTRASYON VE TRANSFER ÜNİTESİ						
Model	Makine Ebatları - mm Ağırlığı - Kg	Motor kW	Maks. Debi lt/min	Maks. Basınç. Bar	Hortum Boyu Metre	Voltaj V - Hz
HFT-M1 (Mobile)	430*560*270-15	0,55	20	3	2,5	220-50
HFT-01	490*590*960 -40		34,5	6		380-50
HFT-02						220-50

Model	Yedek Parça Adı	Ölçü ve Özellikleri
HFT	Filtre Elemanı	160 Lt
	Pompa	23 cm3 / rev
	Kirlilik Göstergesi	
	Emiş-Basınç Hortumu	2,5 metre 1" Hortum

Teknik Özellikler	
Pompa Tipi	Dişli Pompa
Maks Debi	34,5 lt/min
Filtre Değeri	10 µm
Vizkozite	15...300 mm²/s
Yağ Sıcaklığı	.-10 ... 70 °C
Ortam Sıcaklığı	.-20 ... 40 °C
Ağırlık	40 Kg
Güç Kablosu Uzun.	3 m

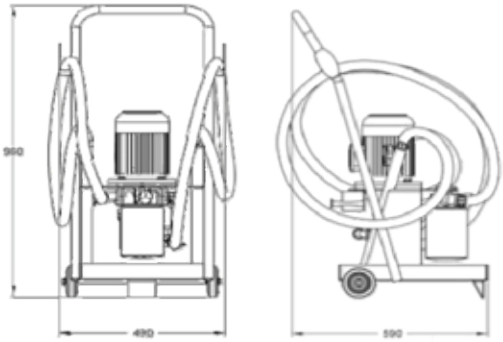

HORTUM RAFI VE DEPOLAMA AKSESUARLARI

Hortum Rafı - Bitmiş Ürün (HR 1)	
Teknik Özellikler - Technical Dimension	
Maks. Yükleme - Max. Loading	600 Kg
Her bir Kol İçin Yükleme - One Arm Loading	150 Kg
Ağırlık - Weight	118 Kg
Boyutlar - Dimension (ExBxY)	1300x900x2060 mm



Hortum Rafı - Rulo Hortum (RHR 1)	
Teknik Özellikler - Technical Dimension	
Maks. Yükleme - Max. Loading	900 Kg
Her bir Kol İçin Yükleme - One Arm Loading	150 Kg
Ağırlık - Weight	125 Kg
Boyutlar - Dimension (ExBxY)	1600x1600x2120 mm

Hortum Rafı - Kangal Hortum (KHR 1)	
Teknik Özellikler - Technical Dimension	
Maks. Yükleme - Max. Loading	1600 Kg
Her bir Kol İçin Yükleme - One Arm Loading	200 Kg
Ağırlık - Weight	140 Kg
Boyutlar - Dimension (ExBxY)	2240x2240x2225 mm
Hortum Tutucu Çapı - Hose Holder	1000 mm

NOVMAC

HORTUM KESME VE SOYMA MAKİNESİ						
Model	Makine Ebatları - mm Ağırlığı - Kg	Kesme Gücü kW	Soyma Motoru kW	Maks. Kesme Kapasitesi	Maks. Soyma Kapasitesi	Voltaj V
HKS-A	1200 x 820 x 1300 260	05.May	0,75	3/16" - 2" (6 Telli) 3" (2 Telli)	3/16" - 2"	380

Standart Soyma Kalıbı : 3/16" - 1/4" - 5/16" - 3/8" - 1/2" - 5/8" - 3/4" - 1" - 11/4" - 11/2" - 2"

Model	Yedek Parça Adı	Ölçüleri	Parça Kodu
HKS-A	Kesme Bıçağı	ODxİD = 490x40 mm, T = 4mm	**210 002 003**
	Soyma Kalıbı Seri 1	3/16" - 1/4" - 5/16" - 3/8"	**210 003 100**
	Soyma Kalıbı Seri 2	1/2" - 5/8" - 3/4"	**210 003 200**
	Soyma Kalıbı Seri 3	1" - 11/4" - 11/2" - 2"	**210 003 300**
	Soyma Bıçağı	10x10 - 40 mm	**210 003 104**
	Fan	2.2 kW	

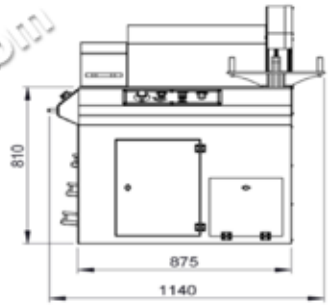

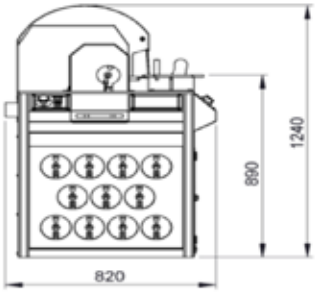

HORTUM KESME MAKİNESİ				
Model	Makine Ebatları - mm Ağırlığı - Kg	Kesme Gücü KW	Maks. Kesme Kapasitesi	Voltaj V
HK-M (Manuel) HK-O (Otomatik)	755 x 620 x 810 90	5.5	1/4" - 11/4" (6 Telli) 2" (2 Telli)	380

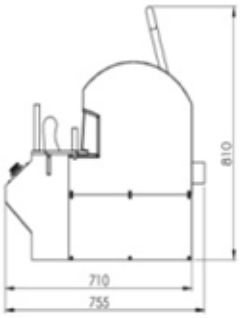

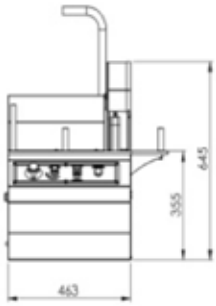

HORTUM SOYMA MAKİNESİ				
Model	Makine Ebatları - mm Ağırlığı - Kg	Soyma Gücü KW	Maks. Soyma Kapasite	Voltaj V
HS-A	535 x 680 x 590 90	0.75	3/6"-11/2"	380

Standart Soyma Kalıbı : 1/4" - 5/16" - 3/8" - 1/2" - 5/8" - 3/4" - 1" - 11/4" - 11/2"

Model	Yedek Parça Adı	Ölçüleri	Parça Kodu
HKS-A	Kesme Bıçağı	ODxİD = 380x40 mm , T = 3mm	**210 002 003**
	Soyma Kalıbı Seri 1	3/16" - 1/4" - 5/16" - 3/8"	**210 003 100**
	Soyma Kalıbı Seri 2	1/2" - 5/8" - 3/4"	**210 003 200**
	Soyma Kalıbı Seri 3	1" - 11/4" - 11/2"	**210 003 300**
	Soyma Bıçağı	10x10 - 40 mm	**210 003 104**
	Fan	2,2 KW	

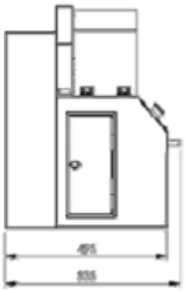

NOVMAC

ELEKTRİKLİ SİLİNDİR - LINEAR ACTUATOR

Teknik Özellikler Technical Specification	Birim	Model					
		40	50	63	80	100	100H
Vidalı Mi Çapı - Screw Diameter	mm	12	16	20	25	32	40
Hatve - Screw Lead	mm	5	5 , 10	5	5 , 10	5 , 10	5 , 10
Maks. Eksenel Kuvvet - Max. Axial Force	N	1500	4000	8200	13500	20000	25000
Maks. Eksenel Statik Yük Oran Max. Axial Static Load Rating	N	4000	10000	20700	33700	52000	136200
Mak. Eksenel Dinamik Yük Oran Max. Axial Dynamic Load Rating	N	3500	7100	14800	20400	33800	78600
Servis Faktörü - Service Life	Km	150	150	150	150	300	300
Maks. Eksenel Hız - Max. Axial Speed	mm/s	250	250 , 500	500	250 , 500	250 , 500	250 , 500
Dış Profil - Outher Profile Dimension	mm	55x55	68x68	79x79	98x98	115x115	115x115
İç Çap - Bore	mm	Ø 40	Ø 50	Ø 63	Ø 80	Ø 100	Ø 100
Maksimum Strok - Max. Stroke	mm	400	600	700	800	1000	1000
Maks. Konum Hassasiyeti - Max. Positioning Resolution	mm	0,1	0,1	0,1	0,1	0,1	0,1
Motor Bağlantı Tipi - Motor Connection Type		A - B	A - B	A - B	A - B	A - B	A - B
Maks. Motor Flanş Ölçüsü - Max Motor Flange Dim.	mm	70x70	90x90	110x110	125x125	135x135	135x135

Model	Tip - Type	Hatve - Screw Lead mm	Stroke mm	Hız mm/s	Redüksiyon
LA - 40A	A	5	100	250	1;1
LA - 40B	B				1;1
LA - 40B2	B				1;2
LA - 50A	A	5	100	250	1;1
LA - 50B	B				1;1
LA - 50B2	B				1;2
LA - 63A	A	5	100	250	1;1
LA - 63B	B				1;1
LA - 63B2	B				1;2
LA - 80A	A	5	100	250	1;1
LA - 80B	B				1;1
LA - 80B2	B				1;2
LA - 100A	A	5	100	250	1;1
LA - 100B	B				1;1
LA - 100B2	B				1;2
LA - 100HA	A	5	100	250	1;1
LA - 100HB	B				1;1
LA - 100HB2	B				1;2

	Birim
LA - 40 Strok Farkı	cm / $
LA - 50 Strok Farkı	
LA - 63 Strok Farkı	
LA - 80 Strok Farkı	
LA - 100 Strok Farkı	
LA - 100H Strok Farkı	
LA - 50 - 10 mm Hatve Farkı	
LA - 50 - 10 mm Hatve Farkı	
LA - 50 - 10 mm Hatve Farkı	
LA - 50 - 10 mm Hatve Farkı	

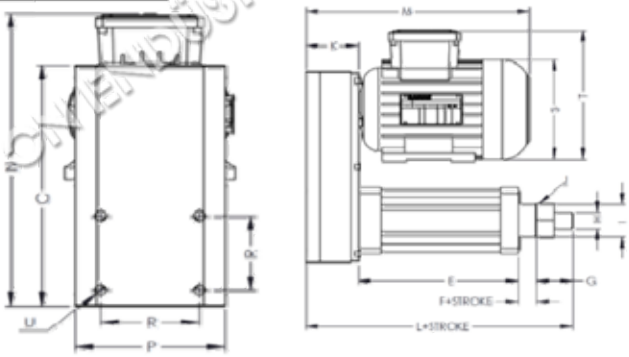

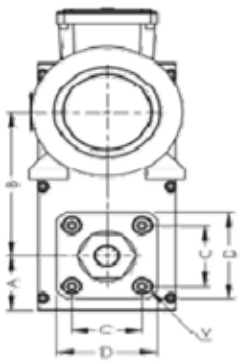

* Sistem dahilinde servo motorlara göre bağlantı flanşları,
* Pnömatik ISO bağlantı parçalarına göre arka bağlantı ve ön mafsal bağlantıları bağlanabilecek konstrüksiyon,
* Manyetik sensör bağlantısı yapılabilecek manyetik silindir,
* B tipi modeller için sistem dahilinde kasnaklar ve kayış,
* Diğer motor türleri için (AC - DC) uygun bağlantılar yapılabilmektedir,
* Sistem dahilinde Motor, Ön ve arka bağlantılar, manyetik sensör bulunmamaktadır.
* Diğer ölçüler, hızlar ve bağlantı detayları için bilgi alınız.

Nussbaum

(CETOP 3) NG6 BOBİNLİ YÖN - KONTROL VALFLERİ				
Tipi CETOP 3	Norm NG 6	Kontrol Spool Tipi	Voltaj AC-DC	Maks. Debi Lt./dk.
WE 06 DA 08 A	1/4"	NG6 4/2 TB	12	60
WE 06 DA 08 A			24	
WE 06 DA 08 A			220	
WE 06 DA 01 C		NG6 4/3 KM	12	
WE 06 DA 01 C			24	
WE 06 DA 01 C			220	
WE 06 DA 03 C		NG6 4/3 HM	12	
WE 06 DA 03 C			24	
WE 06 DA 03 C			220	
WE 06 DA 04 C		NG6 4/3 ABT	12	
WE 06 DA 04 C			24	
WE 06 DA 04 C			220	
WE 06 DA 09 C		NG6 4/3 AM	12	
WE 06 DA 09 C			24	
WE 06 DA 09 C			220	

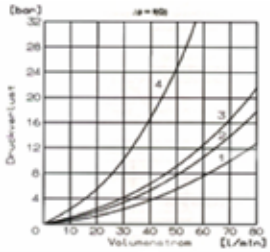

(CETOP 5) NG10 BOBİNLİ YÖN - KONTROL VALFLERİ				
Tipi CETOP 5	Norm NG 10	Kontrol Spool Tipi	Voltaj AC-DC	Maks. Debi Lt./dk.
WE 10 DB 08 A	1/2"	NG10 4/2 TB	12	120
WE 10 DB 08 A			24	
WE 10 DB 08 A			220	
WE 10 DB 01 C		NG10 4/3 KM	12	
WE 10 DB 01 C			24	
WE 10 DB 01 C			220	
WE 10 DB 03 C		NG10 4/3 HM	12	
WE 10 DB 03 C			24	
WE 10 DB 03 C			220	
WE 10 DB 04 C		NG10 4/3 ABT	12	
WE 10 DB 04 C			24	
WE 10 DB 04 C			220	
WE 10 DB 09 C		NG10 4/3 AM	12	
WE 10 DB 09 C			24	
WE 10 DB 09 C			220	

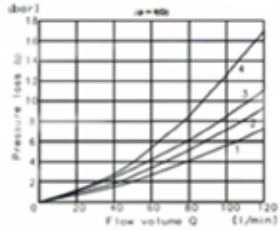

(CETOP 7) NG 16 YÖN DENETİM VALFİ - GÖVDE + Pilot				
Tipi CETOP 7	Norm NG 16	Kontrol Spool Tipi	Maks. Debi (Lt./dk) (320 Bar'da)	Maks. Debi (Lt./dk) (210 Bar'da)
WE 16 DA 08 A	5/8"	NG16 TB	300	250
WE 16 DA 01 C		NG16 KM		
WE 16 DA 03 C		NG16 HM		
WE 16 DA 04 C		NG16 ABT		
WE 16 DA 09 C		NG16 AM		
WE 16 DA 09 C-C		NG16 AM-Check		
Maks. Basınç Bar 320				

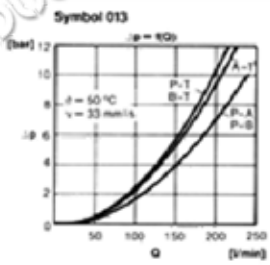

(CETOP 8) NG 25 YÖN DENETİM VALFİ - GÖVDE + Pilot				
Tipi CETOP 8	Norm NG 25	Kontrol Spool Tipi	Maks. Debi (Lt./dk) (320 Bar'da)	Maks. Debi (Lt./dk) (210 Bar'da)
WE 25 DA 08 A	3/4"	NG25 TB	600	500
WE 25 DA 01 C		NG25 KM		
WE 25 DA 03 C		NG25 HM		
WE 25 DA 04 C		NG25 ABT		
WE 25 DA 09 C		NG25 AM		
WE 25 DA 09 C-C		NG25 AM-Check		
Maks. Basınç Bar 320				

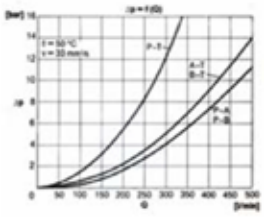

Oleoweb
HYDRAULIC VALVES AND COMPONENTS

CE TÜV CERT DIN EN ISO 9001:2000

PİLOT KUMANDALI CHECK VALF

Tip	Ölçü	Kapasite Lt/dk.	Basınç (Bar)
VRPE 140	1/4"	25	350
VRPE 380	3/8"	40	
VRPE 120	1/2"	60	
VRPE 340	3/4"	100	
VRPE 100	1 "	150	


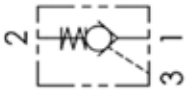

HAT TİPİ / Single Acting TEK ETKİLİ KİLİT VALFLERİ

Tip	Ölçü	Kapasite Lt/dk.	Basınç (Bar)
VRSE 140	1/4"	15	320
VRSE 380	3/8"	35	
VRSE 120	1/2"	45	300
VRSE 340	3/4"	70	


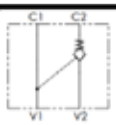

HAT TİPİ / Double Acting ÇİFT ETKİLİ (İKİZ) KİLİT VALFLERİ

Tip	Ölçü	Kapasite Lt/dk.	Basınç (Bar)
VRDE 140	1/4"	15	320
VRDE 380	3/8"	35	
VRDE 120	1/2"	45	300
VRDE 340	3/4"	70	


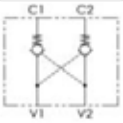

FACE TİPİ / Double Acting ÇİFT ETKİLİ PİLOT CHECK VALFLERİ - Flange Version

Tip	Ölçü	Kapasite Lt/dk.	Basınç (Bar)
VRDF 380	3/8"	35	350
VRDF 120	1/2"	50	


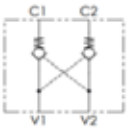

BOLT FITTING/ TEKLİ YÜK TUTMA VALFİ (Single Counterbalance) AÇIK MERKEZ

Tip	Ölçü	Kapasite lt/dk.	Basınç(Bar)
VBCB 380	3/8"	40	350


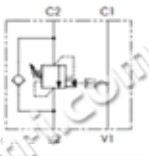

BOLT FITTING/ İKİZ YÜK TUTMA VALFİ (Dual Counterbalance) AÇIK MERKEZ

Tip	Ölçü	Kapasite lt/dk.	Basınç(Bar)
VBCA 380	3/8"	40	350


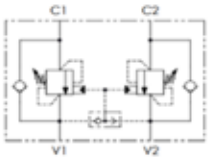

İKİZ YÜK TUTMA VALFİ (Dual Counterbalance) AÇIK MERKEZ

Tip	Ölçü	Kapasite Lt/dk.	Basınç (Bar)
VBCF 140	1/4"	40	350
VBCF 380	3/8"		
VBCF 120	1/2"	60	


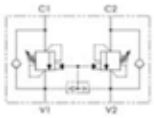

TEKLİ YÜK TUTMA VALFİ (Single Counterbalance) AÇIK MERKEZ

Tip	Ölçü	Kapasite Lt/dk.	Basınç (Bar)
VBCL 1402S	1/4"	30	350
VBCL 3802S	3/8"	40	
VBCL 1202S	1/2"	60	


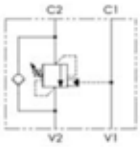

İKİZ YÜK TUTMA VALFİ (Dual Counterbalance) AÇIK MERKEZ

Tip	Ölçü	Kapasite Lt/dk.	Basınç (Bar)
VBCD 1402S	1/4"	30	350
VBCD 3802S	3/8"	40	
VBCD 1202S	1/2"	60	


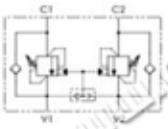

TEKLİ YÜK TUTMA VALFİ (Single Counterbalance) KAPALI MERKEZ

Tip	Ölçü	Kapasite Lt/dk.	Basınç (Bar)
VCCL 1402S	1/4"	30	350
VCCL 3802S	3/8"	40	
VCCL 1202S	1/2"	60	


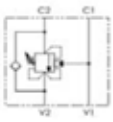

İKİZ YÜK TUTMA VALFİ (Dual Counterbalance) KAPALI MERKEZ

Tip	Ölçü	Kapasite Lt/dk.	Basınç (Bar)
VBCC 1402S	1/4"	30	350
VBCC 3802S	3/8"	40	
VBCC 1202S	1/2"	60	


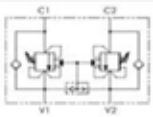

HAT TİPİ VEYA VALFLERİ

Tip	Ölçü	Kapasite Lt/dk.	Basınç (Bar)
VUSF 140	1/4"	20	350
VUSF 380	3/8"	40	
VUSF 120	1/2"	60	


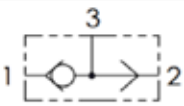

Oleoweb
HYDRAULIC VALVES AND COMPONENTS

CE TÜV CERT DIN EN ISO 9001:2000

HAT TİPİ BASINÇ SIRALAMA VALFLERİ

Tip	Ölçü	Kapasite Lt/dk.	Basınç (Bar)
VSL 140	1/4"	20	350
VSL 380	3/8"	40	
VSL 120	1/2"		


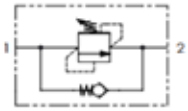

ÇİFT ÇAPRAZ YOLLU DİREKT ETKİLİ TAHLİYE VALFLERİ

Tip	Tanım	Kapasite Lt/dk.	Basınç (Bar)
DCV 120	Ø21 (BSPP 1/2)	40	350
DCM 120	1/2"		


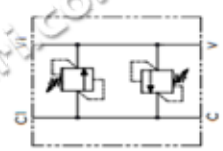

MAKARALI (END-STROKE/SONLAMA) VALFLERİ

Tip	Tanım	Kapasite Lt/dk.	Basınç (Bar)
FCM 380	3/8"	40	350
FCM 120	1/2"	60	


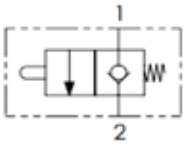

KOMPANSE DEBİ/HIZ KONTROL (FLOW KONTROL) VALFLERİ

Tip	Ölçü	Kapasite Lt/dk.	Basınç (Bar)
VRC 140	BSPP 1/4"	10	250
VRC 380	BSPP 3/8"	18	
VRC 120	BSPP 1/2"	33	


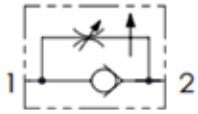

MANOMETRE VALFI/PRES.GAUGE VALVE (INLINE SHUT-OF VALVE)

Tip	Maks. Pres. (Bar/PSI)	Weight-Kg/lb.
SOV1400	400 (5800)	0,15
SOV1400FF		
SOV1400MF		

MANOMETRE VALFI / PRES. GAUGE VALVE (INLINE SHUT-OF VALVE)

Tip	Maks. Pres. (Bar/PSI)	Weight-Kg/lb.
SOV1490	400 (5800)	0,15
SOV1490FF		
SOV1490MF		

DİREKT (INLINE) DÖNER ELEMAN

Tip	Tanım	Basınç (Bar)	Kapasite Lt/dk.
GGIL 140	1/4"	400	25
GGIL 380	3/8"		35
GGIL 120	1/2"	300	60
GGIL 340	3/4"		100
GGIL 100	1"		180


90 DIRSEK TİP (90 ROTATING) DÖNER ELEMAN

Tip	Tanım	Basınç (Bar)	Kapasite Lt/dk.
GG90 140	1/4"	400	25
GG90 380	3/8"		35
GG90 120	1/2"	300	60
GG90 340	3/4"		100
GG90 100	1"		180


HAT TİPİ DİREKT BASINÇ EMNİYET VALFLERİ (350 Bar)

Tip	Tanım	Kapasite Lt/dk.
VMDR 10140	1/4"	20
VMDR 10380	3/8"	
VMDR 40380	3/8"	40
VMDR 40120	1/2"	
VMDR 90120	1/2"	80
VMDR 90340	3/4"	
VMDR 120340	3/4"	120
VMDR 120100	1"	


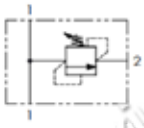

VALON TİP HIZ AYAR VALFLERİ (CHECKLİ)

Tip	Ölçü	Kapasite Lt/dk.
VURF 180	BSPP 1/8"	5
VURF 140	BSPP 1/4"	15
VURF 380	BSPP 3/8"	30
VURF 120	BSPP 1/2"	45
VURF 340	BSPP 3/4"	85
VURF 100	BSPP 1"	150
VURF 114	BSPP 1-1/4"	200


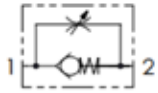

CHECK VALFLER

Tip	Ölçü / Basınç (Bar)		Kapasite Lt/dk.
VUR 180	1/8"	400	47
VUR 140	1/4"		55
VUR 380	3/8"		65
VUR 120	1/2"		75
VUR 340	3/4"		86,5
VUR 100	1"	350	110
VUR 114	1-1/4"		123
VUR 112	1-1/2"		138
VUR 200	2"	250	145


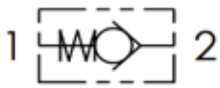

Oleoweb
HYDRAULIC VALVES AND COMPONENTS

CE TÜV CERT DIN EN ISO 9001:2000

HORTUM PATLATMA KARTRİÇ ve KOVAN BSPP (350 Bar)		
Tip	Tanım	Kapasite Lt/dk
VUBA 140 C.	1/4"	25
VUBA 380 C.	3/8"	50
VUBA 120 C.	1/2"	80
VUBA 340 C.	3/4"	150
VUBA 100 C.	1"	180
M-F Housing		
61100087	1/4" Kovan - for VUBA140	
61100088	3/8" Kovan - for VUBA380	
61100089	1/2" Kovan - for VUBA120	
61100090	3/4" Kovan - for VUBA340	
61100091	1" Kovan - for VUBA100	
F-F Housing		
61100092	1/4" Kovan - for VUBA140	
61100093	3/8" Kovan - for VUBA380	
61100094	1/2" Kovan - for VUBA120	
61100095	3/4" Kovan - for VUBA340	

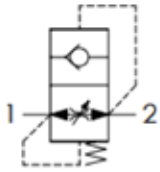

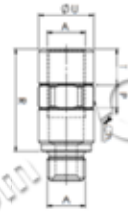

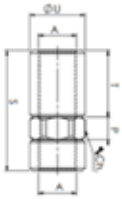

VBCS CETOP 3 MODULER İKİZ YÜK TUTMA		
Tip	Maks. Flow Lt/dk.	Maks. Bas. (bar)
VBCS06	40	350



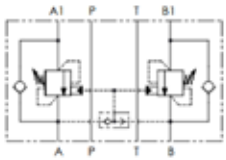

VBCT CETOP 3 MODULER İKİZ YÜK TUTMA (CLOSED CENTER)		
Tip	Maks. Flow Lt/dk.	Maks. Bas. (bar)
VBCT06	40	350



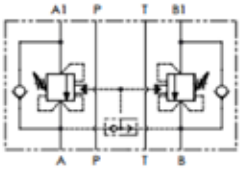

HIZ AYAR (FLOW CONTROL) VALFLERİ - CHECKSİZ (BSPP)			
Tip	Tanım	Maks. Flow Lt/dk.	Maks. Basınç (bar)
STBF-180	1/8"	10	400
STBF-140	1/4"	15	
STBF-380	3/8"	30	
STBF-120	1/2"	50	
STBF-340	3/4"	80	
STBF-100	1 "	150	
STBF-114	1-1/4"	200	350
STBF-112	1-1/2"	300	
HIZ AYAR (FLOW CONTROL) VALFLERİ - CHECKLİ (BSPP)			
STUF-180	1/8"	10	400
STUF-140	1/4"	15	
STUF-380	3/8"	30	
STUF-120	1/2"	50	
STUF-340	3/4"	80	
STUF-100	1"	150	
STUF-114	1-1/4"	200	350
STUF-112	1-1/2"	300	

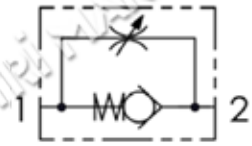

CETOP3 & CETOP 5 TEKLİ ve ÇOKLU PARALEL BLOKLAR			
Tip	Tanım	Maks. Flow Lt/dk.	Maks. Basınç (bar)
TEKLİ MANİFOLD			
BS3 C2	CETOP 3 (P-T-A-B 3/8")	40	210
BS5 C2	CETOP 5 (P-T-A-B 1/2")	80	
PARALEL MULT. MANİFOLD			
BM2A	2	40	210
BM3A	3		
BM4A	4		
BM5A	5		
BM6A	6		
PARALEL MULT. MANİFOLD + RELIEF VALF			
BM2AC2	BM2AC2	40	210
BM3AC2	BM3AC2		
BM4AC2	BM4AC2		
BM5AC2	BM5AC2		
BM6AC2	BM6AC2		



Oleoweb
HYDRAULIC VALVES AND COMPONENTS

CE TÜV CERT DIN EN ISO 9001:2000

CUR CHECK VALVE BALL TYPE			
Tip	Tanım	Basınç(Bar)	Cavity
CUR 6 SF1	3/4-16UNF-2A	350	SAE 8/2


VPT (BSPP)			
Tip	Tanım	Max.Fl. Lt/dk.	Max.Bas.(bar)
VPT380	3/8"	50	250
VPT120	1/2"	90	
VPT340	3/4"	150	
VPT100	1"	240	


VPP (BSPP)			
Tip	Tanım	Max.Fl. Lt/dk.	Max.Bas.(bar)
VPP380	3/8"	50	250
VPP120	1/2"	90	
VPP340	3/4"	150	


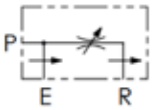

VCC		
Tip	Max.Flow Lt/dk.	Max.Bas.(bar)
VCC140	12	250

TİP	Ø
VCC1401	1
VCC1402	1,2
VCC1403	1,5
VCC1404	1,7
VCC1405	1,9
VCC1406	2,1
VCC1407	2,3
VCC1408	2,4
VCC1409	2,7
VCC1410	2,8
VCC1411	3,1
VCC1412	3,3



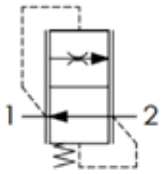

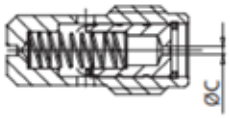

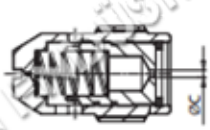

CUR 2015 CHECK VALF M20x1,5			
Tip	Kapasite lt/dk.	Basınç(Bar)	Cavity
CUR2015	25	350	C20 15/2


CUR 2215 CHECK VALF M22X1,5			
Tip	Kapasite lt/dk.	Basınç(Bar)	Cavity
CUR 2215	40	350	C22 15/2


CUR 2615 CHECK VALF M26x1,5			
Tip	Kapasite lt/dk.	Basınç(Bar)	Cavity
CUR 2615	60	350	C26 15/2


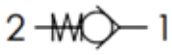

VCC		
Tip	Max.Fl. Lt/dk.	Max.Bas.(bar)
VCC380	18	250

TİP	Ø
VCC3801	0,6
VCC3802	1,4
VCC3803	1,7
VCC3804	2
VCC3805	2,3
VCC3806	2,6
VCC3807	2,8
VCC3808	3,1
VCC3809	3,3
VCC3810	3,5
VCC3811	3,7
VCC3812	4
VCC3816	5
VCC3818	5,5

SV LOAD STUTTLE -BALL VALVES				
Tip	Ölçü	Kapasite lt/dk.	Basınç(Bar)	Cavity
SV08	3/4-16 UNF	15	350	SAE 8/3
SV10	7/8-14 UNF	30		SAE 10/3


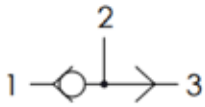

VPR TEK ETKILI PİLOT CHECK VALF				
Tip	Ölçü	Kapasite lt/dk.	Basınç(Bar)	Cavity
VPR08	3/4-16 UNF	15	350	SAE 8/3
VPR10	7/8-14 UNF	30		SAE 10/3
VPR22	M22x1,5	50		C2215/3


DRF10 HAT TİPİ AKIŞ BÖLÜCÜ				
Tip	Port P	Kapasite lt/dk.	Basınç(Bar)	Port U1/U2
DRF10	BSPP 3/8	2-5	250	3/8
	380	3-10		1/2
	BSPP 1/2	7-20		3/8
	120	15-40		1/2


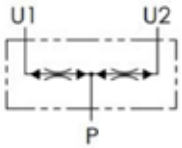

Oleoweb
HYDRAULIC VALVES AND COMPONENTS

CE TÜV CERT DIN EN ISO 9001:2000

VRD ADJ.COMPENSATED FLOW CONTROL VALVE			
Tip	Ölçü	Kapasite lt/dk.	Basınç (Bar)
VRD 140	BSPP 1/4	20	300
VRD 380	BSPP 3/8	35	
VRD 120	BSPP 1/2	65	
VRD 340	BSPP 3/4	150	

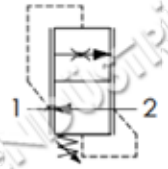

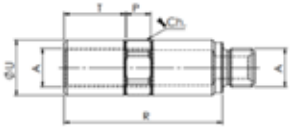

Housings F/F Erkek-Dişi	
Code	A
61100051	BSPP 1/4
61100052	BSPP 3/8
61100053	BSPP 1/2
61100054	BSPP 3/4

Housings M/F Dişi-Dişi	
Code	A
61100057	BSPP 1/4
61100058	BSPP 3/8
61100059	BSPP 1/2
61100060	BSPP 3/4

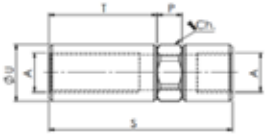

	01	02	03
Sipariş Kodu	EV		

01	2 Yollu SAE/8 Elektrikli Valfler		EV
02	Devre	normalde kapalı	C6
		normalde kapalı+emerg.	E6
		normalde açık	A6
03	Voltaj	12 V (DC)	012DC
		24 V (DC)	024DC
		220 V (50 HZ.)	22050
		220 V (RAC)	220RAC

Teknik Performans	
Max.Pres. (Basınç)	210 bar
Max.Flow (Debi)	22 l/min
Protection	IP65
Feeding Tolerance	10%
Energizing time	ED 100%
Insulation class	H
Absorbed power in A.C	20 VA
Absorbed power at pickup	28 VA
Absorbed power in C.C	18 W
Weight (kg)	0,28 kg
Tightening torque	25-30 nm
Cavity	SAE8/2

Tip	Voltaj
EVC6	012DC
	024DC
	22050
	220RAC
EVA6	012DC
	024DC
	22050
	220RAC
EVE6	012DC
	024DC
	22050
	220RAC

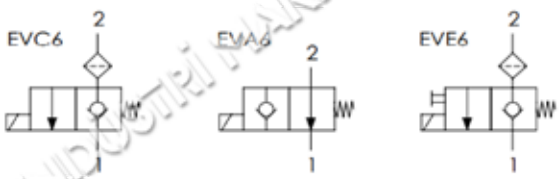

	01	02	03
Sipariş Kodu	ED	E6	

01	2 Yollu SAE/8 ELEKTRİKLİ ÇİFT KİLİTLİ VALFLER		ED
02	Devre	normalde kapalı+emerg.	E6
03	Voltaj	12 V (DC)	012DC
		24 V (DC)	024DC
		220 V (RAC)	220RAC

Teknik Performans	
Max pressure	210 bar
Max flow	22 l/min
Protection	IP65
Feeding Tolerance	10%
Energizing time	ED 100%
Insulation class	H
Absorbed power in A.C	20 VA
Absorbed power at pickup	28 VA
Absorbed power in C.C	18 W
Weight (kg)	0,28 kg
Tightening torque	25-30 nm
Cavity	SAE 8/2

Tip	Voltaj
EDE6	012DC
	024DC
	220RAC

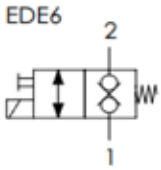

ORV

MONOBLOK KUMANDA KOLU
TİPİ
40 LT.
ORV-M-40-1P
45 LT.
ORV-M-45-1P
ORV-M-45-2P
ORV-M-45-3P
ORV-M-45-4P
ORV-M-45-5P
ORV-M-45-6P
Ölçüleri 3/8 & 1/2 Debi Lt/Dk 45 lt.
45 LT.
ORV-MS-45-1P
ORV-MS-45-2P
ORV-MS-45-3P
ORV-MS-45-4P
ORV-MS-45-5P
ORV-MS-45-6P
ORV-MS-45-7P
Ölçüleri 3/8 & 1/2 Debi Lt/Dk 45 lt.

70 LT.
ORV-M-70-1P
ORV-M-70-2P
ORV-M-70-3P
ORV-M-70-4P
ORV-M-70-5P
ORV-M-70-6P
Ölçüleri 1/2 & 3/4 Debi Lt/Dk 70lt.

80 LT.
ORV-M-80-1P
ORV-M-80-2P
ORV-M-80-3P
ORV-M-80-4P
ORV-M-80-5P
ORV-M-80-6P
Ölçüleri 1/2 & 3/4 Debi Lt/Dk 80 lt.

DİLİMLİ KUMANDA KOLU
TİPİ
80 LT.
ORV-PD-80-1P
ORV-PD-80-2P
ORV-PD-80-3P
ORV-PD-80-4P
ORV-PD-80-5P
ORV-PD-80-6P
ORV-PD-80-7P
ORV-PD-80-8P
ORV-PD-80-9P
ORV-PD-80-10P
ORV-PD-80-11P
ORV-PD-80-12P
Ölçüleri 1/2 & 3/4 Debi Lt/Dk 80 lt.
100 LT.
ORV-PD-100-1P
ORV-PD-100-2P
ORV-PD-100-3P
ORV-PD-100-4P
ORV-PD-100-5P
ORV-PD-100-6P
ORV-PD-100-7P
ORV-PD-100-8P
ORV-PD-100-9P
ORV-PD-100-10P
ORV-PD-100-11P
ORV-PD-100-12P
Ölçüleri 1/2 & 3/4 Debi Lt/Dk 100 lt.
120 LT.DİLİMLİ KUMANDA KOLU
ORV-PD-120-1P
ORV-PD-120-2P
ORV-PD-120-3P
ORV-PD-120-4P
ORV-PD-120-5P
ORV-PD-120-6P
ORV-PD-120-7P
ORV-PD-120-8P
ORV-PD-120-9P
ORV-PD-120-10P
ORV-PD-120-11P
ORV-PD-120-12P
Ölçüleri 3/4 & 1 Debi Lt/Dk 150 lt.
150 LT.DİLİMLİ KUMANDA KOLU
ORV-PD-150-1P
ORV-PD-150-2P
ORV-PD-150-3P
ORV-PD-150-4P
ORV-PD-150-5P
ORV-PD-150-6P
ORV-PD-150-7P
ORV-PD-150-8P
ORV-PD-150-9P
ORV-PD-150-10P
ORV-PD-150-11P
ORV-PD-150-12P
Ölçüleri 3/4 & 1 Debi Lt/Dk 150 lt.

KUMANDA KOLLARI YAN PARÇALARI
TİPİ
40 LT. MONOBLOK YEDEK PARÇA
1- 40 LT KOL KAPAK
2- 40 LT YAY KAPAK
3- VALF KOLU
4- TOZ KÖRÜĞÜ
5- KREMAYER / DETANT
6- ELEKTRO PNÖATİK TAKIMI
7- PNÖMATİK KONTROL VALFI

45 LT. MONOBLOK YEDEK PARÇA
1- 45 LT KOL KAPAK
1- 45 LT YAY KAPAK
3- 45 LT CARRY - OVER
4- VALF KOLU
5- TOZ KÖRÜĞÜ
6- KREMAYER / DETANT
7- ELEKTRO PNÖMATİK TAKIMI
8- PNÖMATİK KONTROL VALFI

80 LT. MONOBLOK YEDEK PARÇA
1- 80 LT KOL KAPAK
2- 80 LT YAY KAPAK
3- 80 LT CARRY - OVER
4- VALF KOLU
5- TOZ KÖRÜĞÜ
6- KREMAYER / DETANT
7- ELEKTRO PNÖMATİK TAKIM
8- PNÖMATİK KONTROL VALFI

80 LT. DİLİMLİ YEDEK PARÇA
1- 80 LT KOL KAPAK
2- 80 LT YAY KAPAK
3- 80 LT CARRY - OVER (3/8 TAPA)
4- VALF KOLU
5- TOZ KÖRÜĞÜ
6- KREMAYER / DETANT
7- ORV-PD-80 POMPA KAPAK
8- ORV-PD-80 TANK KAPAK
9- ORV-PD-80-80 A-B BLOK GÖVDE
10- ELEKTRO PNÖMATİK TAKIM
11- PNÖMATİK KONTROL VALFI

150 LT. DİLİMLİ YEDEK PARÇA
1- 150 LT KOL KAPAK
2- 150 LT YAY KAPAK
3- 150 LT CARRY - OVER (3/8 TAPA)
4- VALF KOLU
5- TOZ KÖRÜĞÜ
6- KREMAYER / DETANT
7- ORV-PD-150-150 POMPA KAPAK
8- ORV-PD-150-150 TANK KAPAK
9- ORV-PD-150-150 A-B BLOK GÖVDE
10- ELEKTRO PNÖMATİK TAKIMI
11- PNÖMATİK KONTROL VALFI

PISTER®
Kugelhähne

İKİ YOLLU (DİŞİ) KÜRESEL VANALAR DIN/ISO 228		
Tipi	Diş Ölçüsü	Maks.Basınç
BKH G1/4 06 1113 0	G1/4''	500 Bar
BKH G3/8 10 1113 0	G3/8''	
BKH G1/2 13 1113 0	G1/2''	
BKH G3/4 20 1113 0	G3/4''	400 Bar
BKH G1" 25 1113 0	G1"	350 Bar
BKH G1-1/4 (5/4") 25 1113 0	G1-1/4	350 Bar
SKH G1-1/4 (5/4") 32 3123 0		400 Bar
BKH G1-1/2 (3/2") 25 1113 0	G1-1/2	350 Bar
SKH G1-1/2 (3/2") 40 3123 0	G1-1/2	400 Bar
SKH G2" 50 3123 0	G2	

ÜÇ YOLLU (DİŞİ) KÜRESEL VANALAR DIN/ISO 228		
Tipi	Diş Ölçüsü	Maks.Basınç
BK3 G1/4 06 1123 0 L	G1/4''	400 Bar
BK3 G3/8 10 1123 0 L	G3/8''	
BK3 G1/2 13 1123 0 L	G1/2''	350 Bar
SK3 G3/4 20 2123 0 L	G3/4''	
SK3 G1" 25 2123 0 L	G1''	350 Bar
BK3 G1-1/4 (5/4") 25 1123 0 L	G1-1/4	350 Bar
BK3 G1-1/4 (5/4") 32 1113 0 L		
BK3 G1-1/2 (3/2") 25 1113 0 L	G1-1/2	
BK3 G1-1/2 (3/2") 40 1113 0 L		
SK3 G2" 50 3123 0 L	G2	400 Bar

PASLANMAZ (DİŞİ) KÜRESEL VANALAR SS316TI		
Tipi	Diş Ölçüsü	Maks.Basınç
RKH G1/4 06 4423	G1/4''	400
RKH G3/8 10 4423	G3/8''	
RKH G1/2 13 4423	G1/2''	
RKH G3/4 20 4423	G3/4''	350
RKH G1" 25 4423	G1"	
RKH G1-1/4 (5/4") 25 4423	G1-1/4	400

KISMA VALFLERİ (DVG)		
Tipi	Diş Ölçüsü	Maks.Basınç
DVG G1/8 DN06 1 A	G1/8"	350 Bar
DVG G1/4 DN08 1 A	G1/4"	
DVG G3/8 DN10 1 A	G3/8"	
DVG G1/2 DN12 1 A	G1/2"	
DVG G3/4 DN16 1 A	G3/4"	
DVG G1 DN20 1 A	G1	
DVG G1-1/4 (5/4) DN20 1 A	G1-1/4	



ÇEKLİ KISMA VALFLERİ (DVGR)		
Tipi	Diş Ölçüsü	Maks.Basınç
DVGR G1/8 DN04 1 A	G1/8"	350 Bar
DVGR G1/4 DN08 1 A	G1/4"	
DVGR G3/8 DN10 1 A	G3/8"	
DVGR G1/2 DN12 1 A	G1/2"	
DVGR G3/4 DN16 1 A	G3/4"	
DVGR G1 DN20 1 A	G1	
DVGR G1-1/4 (5/4) DN20 1 A	G1-1/4	

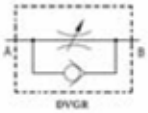

spradow
german engineering at your service

BASINÇ ÖLÇME EKİPMANLARI & MİNİMES & TEST HORTUMLARI				
Kod	**Ürün Tipi**	**Ürün Özellik**		
1-906-28-11-600-CF	MK1620-G1/8-WD-NBR-FBV-CF	M16*2- G1/8	Basınç Ölçme Rekoru	
1-906-29-11-600-CF	MK1620-G1/4-WD-NBR-FBV-CF	M16*2- G1/4		
1-906-30-11-600-CF	MK1620-G3/8-WD-NBR-FBV-CF	M16*2- G3/8		
1-971-02-03-050-CF	HDS2-MAG1/4OR-1620FA-500-CF	M16*2-1/4"	500 mm.	Test Hortumu
1-971-02-03-090-CF	HDS2-MAG1/4OR-1620FA-1000-CF		1000 mm.	
1-971-02-03-100-CF	HDS2-MAG1/4OR-1620FA-1500-CF		1500 mm.	
1-971-02-03-110-CF	HDS2-MAG1/4OR-1620FA-2000-CF		2000 mm.	
1-971-02-03-220-CF	HDS2-MAG1/4OR-1620FA-3000-CF		3000 mm.	
1-971-02-03-140-CF	HDS2-MAG1/4OR-1620FA-4000-CF		4000 mm.	
1-971-02-03-170-CF	HDS2-MAG1/4OR-1620FA-5000-CF		5000 mm.	
Basınç Ölçme Seti	STB20-E2-100/130-CF	M16*2	*	630 BAR

Test Box : (Basınç Ölçme Seti)

1 Test hose 2000 mm length, M16x2
1 Pressure gauge Ø 63 mm / G 1/4
1 Pressure gauge Ø 63 mm / G 1/4
1 Pressure gauge connector G 1/4
1 Direct pres.gauge connector G 1/4
1 Test coupling G 1/4
1 Test coupling M 10 x 1
1 Reducer G 3/8

MANUEL HORTUM SIKMA PRESLERİ		
Tx Code	**Sap Code**	**Techmaflex-France**
16 801	EOA3110STHCRI80	H CRIMP 80 (PM18) **1"** 2WB

6 die sets standard include (15,18,24,27,30)
Capacity: 1" 2WB
Crimp range: 4 - 43 mm
Crimp force: 80t
Master-die length: 56 mm
Dimensions: 330x250x400 mm (28Kg)
Packing: 800x600x830 mm (41Kg)

Tx Code	**Sap Code**	**Techmaflex-France**
T1	EOA3110NTH137	H CRIMP 137 (PMH28) **1-1/4"** 4SP Without dies
3 891	ESA3220NTKIT4J	KIT 4 DIE SETS (15 21 27 33) H CR 137
		TOPLAM SET FİYAT

Benefits:
High crimping force for a manual crimper
Narrow head
Audio-visual signal
350 bar technology more robust & reliable than 700 bar
Large opening

Technical features :
Capacity: 1"1/4 4SP
Crimp range: 4-70 mm
Master-die length: 75mm
Dimensions: 480x250x340 mm (55Kg)
Packing details: 800x600x830 mm (75Kg)

Accessories in option :
EG
DSP
Hydro-pneumatic pump
Die sets for brake & Air conditionning hoses
Marking dies

thyssenkrupp

MANNESMANN PRECISION TUBES

Ein Unternehmen der Salzgitter Gruppe

DNV

HİDROLİK DEVRE BORULARI EN 10395-4 (DIN 2391/C) E235 N ST.37.4 NBK			
Dış Çap (mm)	Et Kalınlığı (mm)	Ağırlık (Kg/Mt.)	Çalışma Basıncı (Bar)
6	1	0,123	458
8		0,173	330
8	1,5	0,241	528
10		0,314	406
12		0,388	330
12	2	0,493	459
14	1,5	0,462	277
15		0,499	257
16	2	0,691	330
16	2,5	0,832	375
18	1,5	0,611	211
18	2	0,72	240
20		0,888	257
20	2,5	1,079	330
22	2	0,986	232
25	2,5	1,387	257
25	3	1,628	315
28		1,851	277
30		1,988	257
30	4	2,565	355
35	3	2,368	217
38		2,589	220
38	4	3,354	272
38	5	4,07	230
42	3	2,885	195
42	4	3,749	244

* Fosfat kaplı ve her iki ucu tapalı,
* Kimyasal ve Fiziksel test sertifikalı
* **Önemli not:** 20 boy altındaki alımlarda birim fiyata % 10 ilave edilir.







Winner Hydraulics

BASINÇ EMNİYET VALFLERİ

Ürün Kodu	Ürün Adı	P Maks. Bar	Q Maks. lt/dk	Kavite
RD-08W-2A-A-L	Diferansiyel Alanlı Basınç Emniyet Valfi	240	30	08W-2
RD-10W-2A-W-L		350	75	10W-2
RD-08W-20-A-L	Direkt Etkili Basınç Emniyet Valfleri	350	20	08W-2
RD-10W-20-W-L			40	10W-2
RD-10A-25-W-L			95	10A-2
RD-3A-25-W-L			200	3A-2
RD-16A-25-W-L			380	16A-2
RD-18A-25-W-L			760	18A-2
RD-30R-20-W-L			120	30R-2
RP-10W-20-W-L	İçten Pilot Kum. Bas. Em. Valfli	350	95	10W-2
RP-10A-20-W-L			95	10A-2
RP- 3A-20-W-L			200	3A-2
RP-16A-20-W-L			380	16A-2
RP-18A-20-W-L			760	18A-2
RV-11A-30-C-L	Dıştan Pilotlu Bas. Em. Valfleri	350	60	11A-3
RV- 2A-30-C-L			120	2A-3
RV-17A-30-C-L			240	17A-3
RV-19A-30-C-L			480	19A-3
RV-11A-3B-W-L	Basınç Em. Kompanzatör Valfler	350	40	11A-3
RV- 2A-3B-W-L			80	2A-3
RV-17A-3B-W-L			160	17A-3
RV-19A-3B-W-L			320	19A-3
RV-11A-30-D-8	Basınç Em. Valf Gövdesi 3 Yollu	350	60	11A-3
RV-2A-30-D-8			120	2A-3
RV-17A-30-D-8			240	17A-3
RV-19A-30-D-8			480	19A-3
RP-10W-20-D-8			95	10W-2
RP-10A-20-D-8	Basınç Em. Valf Gövdesi 2 Yollu	350	95	10A-2
RP-3A-20-D-8			200	3A-2
RP-16A-20-D-8			380	16A-2
RP-18A-20-D-8			760	18A-2

NOT: Farklı basınç kademeleri için fiyat ve stok danışınız...

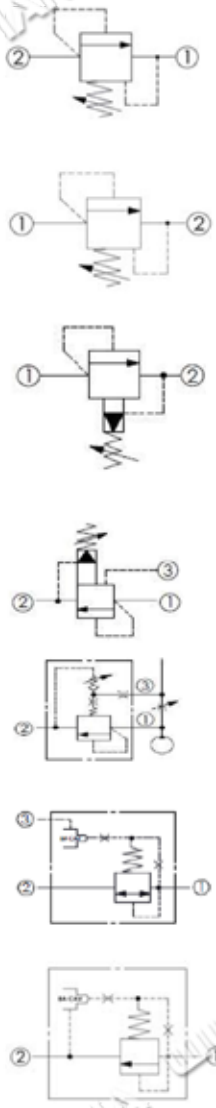

YÜK TUTMA ve KARŞI DENGE VALFLERİ

Ürün Kodu	Ürün Adı	Tip	P Maks. Bar	Q Maks. lt/dk	Kavite
CB-11A-33-H-L	Karşı Denge Valfi 3:1 Pilot Oranlı	STANDART	280	60	11A-3
CB-11A-33-J-L			350		
CB-2A-33-H-L			280	120	2A-3
CB-2A-33-J-L			350		
CB-17A-3C-H-L			280	240	17A-3
CB-19A-3C-H-L			280	480	19A-3
CB-11A-34-J-L	Karşı Denge Valfi 4.5:1 Pilot Oranlı		350	60	11A-3
CB- 2A-34-J-L				120	2A-3
CB-11A-30-J-L	Karşı Denge Valfi 10:1 Pilot Oranlı		350	60	11A-3
CB- 2A-30-J-L				120	2A-3
CB-17A-3J-J-L				240	17A-3
CB-19A-3J-J-L				480	19A-3
CB-10W-B3-C-H-L	Karşı Denge Valfi 3:1 Pilot Oranlı	3:1 pilot	350	60	10WB-3
CB-10W-B3-J-K-L		10:1 pilot			
CB-12-B3-4-A-L		4:1 pilot		132	12B-3
CB-20-MS-35-J-L		5:1 pilot		30	20MS-3
CB-20-WS-33-J-L		3:1 pilot		300	20WS
CB-11A-3C-H-L-20	Karşı Denge Valfi 3:1 Pilot Oranlı	KISITLI	280	20; 60	11A-3
CB-2A-3C-H-L-32				32; 120	2A-3
CB-17A-3C-H-L-60				60; 240	17A-3
CB-19A-3C-H-L-80				80; 480	19A-3
CB-11A-3B-J-L-20	Karşı Denge Valfi 2.3:1 Pilot Or.		350	20; 60	11A-3
CB-11A-3D-J-L-20	Karşı Denge Valfi 4.5:1 Pilot Oranlı		350	20; 60	11A-3
CB-17A-3D-J-L-60				60; 240	17A-3
CB-19A-3D-J-L-80				80; 480	19A-3

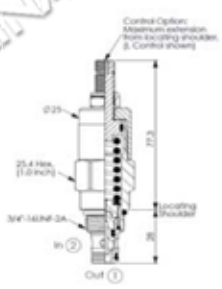

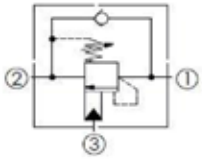

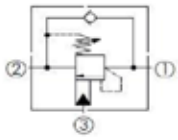

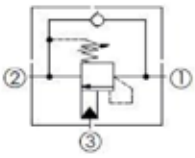

Winner Hydraulics

YÜK TUTMA ve KARŞI DENGE VALFLERİ

Ürün Kodu	Ürün Adı	Tip	P Maks. Bar	Q Maks. lt/dk	Kavite
CB-11A-3C-H-L-40	Karşı Denge Valfi 3:1 Pilot Oranlı	Yarı-Kısıt.	280	40; 60	11A-3
CB-2A-3C-H-L-80				80; 120	2A-3
CB-17A-3C-H-L-160				160; 240	17A-3
CB-11A-3B-J-L-40	Karşı Denge Valfi 2.3:1 Pilot Or.		350	40; 60	11A-3
CB-2A-3B-J-L-80	Karşı Denge Valfi 3:1 Pilot Oranlı			80; 120	2A-3
CB-11A-33-N-N		Fix		60	11A-3
CB-11A-23-H-L	Karşı Denge Valfi	Pilotsuz	280	60	11A-3
CB-2A-23-H-L				120	2A-3
CB- 17A-23-H-L				240	17A-3
CB- 19A-23-H-L				480	19A-3
CA-11A-3C-H-L	Karşı Denge Valfi Atm. Ref.	3: 1 Pilot	280	60	11A-3
CA-2A-3C-H-L				120	2A-3
CA-17A-3C-H-L				240	17A-3
CA-19A-3C-H-L				480	19A-3
CA-11A-3E-G-L	Karşı Denge Valfi Atm. Ref.	5: 1 Pilot	420	60	11A-3
CA-2A-3E-G-L				120	2A-3
CA-17A-3E-G-L				240	17A-3
CA-19A-3E-G-L				480	19A-3
CW-21A-4C-H-L	Karşı Denge Valfi Sızıntı Hatlı	3: 1 Pilot	280	60	21A-4
CW-22A-4C-H-L				120	22A-4
CW-23A-4C-H-L				240	23A-4
CW-24A-4C-H-L				480	24A-4
CW-21A-4E-G-L		5: 1 Pilot	420	60	21A-4
CW-22A-4E-G-L				120	22A-4
CW-23A-4E-G-L				240	23A-4
CW-24A-4E-G-L				40	24A-4

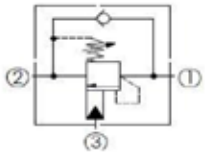
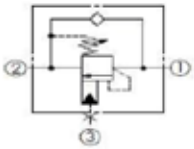
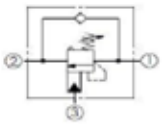
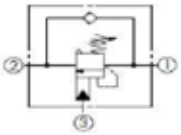
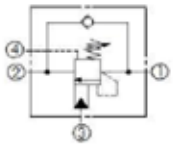

YÜK DUYARLI KARŞI DENGE VALFLERİ

Ürün Kodu	Ürün Adı	Tip	P Maks. Bar	Q Maks. lt/dk	Kavite
MB2A3CHL	Yük Duyarlı Karşı Denge Valfleri	3:1 Pilot	350	120	2A-3
MB17A3CHL				240	17A-3
MB19A3CHL				480	19A-3
MB2A3DHL		4.5:1 Pilot		120	2A-3
MB17A3DHL				240	17A-3
MB19A3DHL				480	19A-3
MW22A4CHL	Yük Duyarlı Karşı Denge Valfleri	3:1 Pilot		120	22A-4
MW23A4CHL				240	23A-4
MW24A4CHL				480	24A-4
MW22A4DHL		4.5:1 Pilot		120	22A-4
MW23A4DHL				240	23A-4
MW24A4DHL				480	24A-4

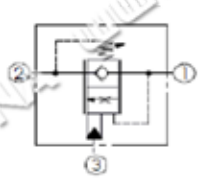
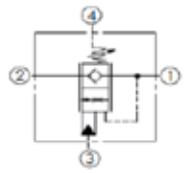

PİLOT KUMANDALI ÇEKVALFLER – KİLİT VALFLERİ

Ürün Kodu	Ürün Adı	Tip	P Maks. Bar	Q Maks. lt/dk	Kavite
CO-08W-30-17-N	Pilot Kum. Çekvalf	2 - 3	240	30	08W-3
CO-10W-30-17-N			240		10W-3
CO-22M-3C-50-N			315		22M-3
CO-163A-3C-20-N		2 – 1	350		163A-3
CO-11A-30-20-N				60	11A-3
CO-2A-30-20-N				120	2A-3
CO-17A-30-20-N				240	17A-3
CO-19A-30-20-N				480	19A-3
CK21A4C20N	Pilot kum. Çekvalf - Sızıntı Hatlı	2 - 1	350	60	21A-4
CK22A4C20N				120	22A-4
CK23A4C20N				240	23A-4
CK24A4C20N				480	24A-4
CC-11A-30-20-N	Pilot ile Kapatan Çekvalf	1 – 2	350	80	11A-3
CC- 2A-30-20-N				160	2A-3
CC-17A-30-20-N				320	17A-3
CC-19A-30-20-N				640	19A-3


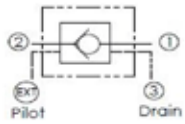

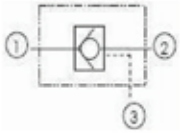

Winner Hydraulics

ÇEKVALFLER

Ürün Kodu	Ürün Adı	P Maks. Bar	Q Maks. Lt/dk	Kavite
CV-13A-2010-N	Çekvalf	350	80	13A-2
CV-5A-2010-N			160	5A-2
CV-16A-2010-N			320	16A-2
CV-18A-2010-N			640	18A-2
CV-08W-2017-N		240	30	08W-2
CV-10W-2017-N			60	10W-2
CV-12W-2017-N			90	12W-2
CV-16W-2017-N			150	16W-2
CV-17E-2210-N		350	60	17W-2
CV-21E-2210-N			100	21E-2
CV-13A-2110-N	Çekvalf (Ters Yön)	350	60	13A-2
CV-5A-2110-N			120	5A-2
CV-16A-2110-N			240	16A-2
CV-18A-2110-N			480	18A-2
CV-08W-2A10-N		240	30	08W-2
CV-08W-20-17-L	Kısmalı Çekvalf	240	30	08W-2
CV-G02-20-25	Gömme Çekvalf	350	15	1/4" BSP
CV-G03-20-18			30	3/8" BSP
CV-G04-20-18			50	1/2" BSP
CV-G06-20-02			80	3/4" BSP

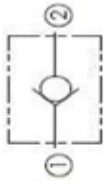






BASINÇ SIRALAMA VALFLERİ

Ürün Kodu	Ürün Adı	Ayar Aralığı	P Maks. Bar	Q Maks. lt/dk	Kavite
SP-11A-30-A-L	Çeksiz Sıralama Valfi 3 yollu	7 – 210	350	60	11A
SP-2A-30-A-L				120	2A
SP-17A-30-A-L				240	17A
SP-19A-30-A-L				480	19A
SQ-08W-33-K-L	Dıştan Pilotlu Sıralama		240	15	08W-3
SQ-08W-30-W-L				22	
QP-10W-31-W-L	Akü doldurma valfi		350	4	10W-3
QP-10W-32-W-L					
QP-10W-33-W-L					
QP-10W-34-W-L					
QP-10W-35-W-L					
QP-11A-32-A-L				0,81	11A
SC-11A-30-A-L	Çekli Sıralama Valfi 3 yollu		350	60	11A
SC-2A-30-A-L				120	2A
SC-17A-30-A-L				240	17A
SC-19A-30-A-L				480	19A
SC-13A-20-A-L	Çekli Sıralama Valfi 2 yollu			60	13A
SC-5A-20-A-L					
SD-13A-20-A-L	Çeksiz Sıralama Valfi 2 yollu	35 – 210			
SQ-11A-30-A-L	Çeksiz Sıralama Valfi 3 yollu	7 – 210			11A
SQ-2A-30-A-L				120	2A
SQ-17A-30-A-L				240	17A
SQ-19A-30-A-L				480	19A
SP-17A-3G-A-L	Çeksiz Sıralama Valfi-3 yollu			240	17A
SP-19A-3G-A-L				480	19A
RV-11A-30-D-8	Çeksiz Sıralama Gövde			60	11A
RV-2A-30-D-8				120	2A
RV-17A-30-D-8				240	17A
RV-19A-30-D-8				480	19A

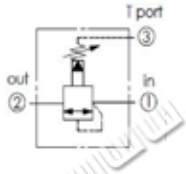

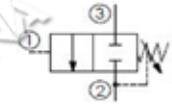
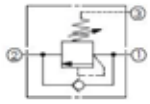
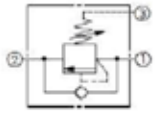
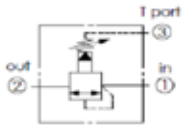

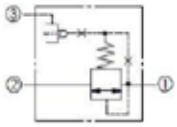

Winner Hydraulics

BASINÇ DÜŞÜRÜCÜ / EMNİYET VALFLER

Ürün Kodu	Ürün Adı	Ayar aralığı	P Maks. Bar	Q Maks. lt/dk	Kavite
PD-11A-30-A-L	Basınç Düşürücü/ Emniyet Valf	35 – 210	350	40	11A
PD-2A-30-A-L				80	2A
PD-17A-30-A-L				160	17A
PD-19A-30-A-L				320	19A
PB-11A-30-A-L	Basınç Düşürücü Valf			40	11A
PB- 2A-30-A-L				80	2A
PB-17A-30-A-L				160	17A
PB-19A-30-A-L				320	19A
PP-11A-30-A-L	Basınç Düşürücü/ Emniyet Valf			40	11A
PP-2A-30-A-L				80	2A
PP-17A-30-A-L				160	17A
PP-19A-30-A-L				320	19A
PB-11A-30-D-8	Basınç Düşürücü Gövde			40	11A
PB-2A-30-D-8				80	2A
PB-17A-30-D-8				160	17A
PB-19A-30-D-8				320	19A
PP-11A-30-D-8	Basınç Düşürücü/ Emniyet Gövde			40	11A
PP-2A-30-D-8				80	2A
PP-17A-30-D-8				160	17A
PP-19A-30-D-8				320	19A
PV-21A-40-A-L	Dıştan Pil. Bas. Düşürücü V.	7 – 210		40	21A
PV-22A-40-A-L				80	22A
PV-23A-40-A-L				160	23A
PV-24A-40-A-L				320	24A
PW-21A-40-A-L	Dıştan Tah. Bas. Düşürücü V.			40	21A
PW-22A-40-A-L				80	22A
PW-23A-40-A-L				160	23A
PW-24A-40-A-L				320	24A

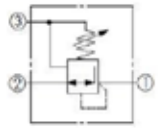

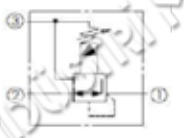
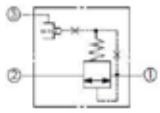
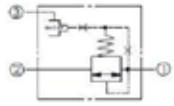
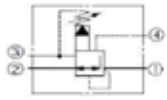
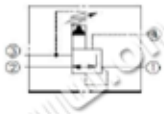

HIZ AYAR VALFLERİ

Ürün Kodu	Ürün Adı	P Maks. Bar	Q Maks. lt/dk	Kavite
NV-08W-20-N-L	Çeksiz Kısma	350	36	08W-2
NV-10W-20-N-L			58	10W-2
NV-12W-20-N-L			126	12W-2
NV-16W-20-N-L			165	16W-2
NV-17E-20-N-L			58	17E-2
NV-21E-20-N-L			126	21E-2
NV-13A-20-N-L			25	13A-2
NV-5A-20-N-L			50	5A-2
NV-13A-28-N-L			85	13A-2
NV-5A-28-NL			170	5A-2
NV-16A-28-NL			340	16A-2
NV-18A-28-N-L			520	18A-2
NC162A21BCL	Çekli Kısma		15	162A-2
NC-08W-20-N-L			35	08W-2
NC-10W-20-N-L			45	10W-2
NC-13A-21-BC-L			36	13A-2
NC-5A-21-BC-L			58	5A-2
NC-16A-21-BC-L			110	16A-2
FR-10W-31-N-L	Priority-Akış Ayar Valfi	240	26	10W-3
FR-10W-33-N-L			57	10W-3
FR-12WW-36-N-L			114	12W-2
FR-2A-20-3F-400-N		350	120	2A-2
FR13A20AL	Basınç Kompanzasyonlu Çekli Kıma Valfi	350	23	13A-2
FR5A20AL			45	5A-2
FR16A20AL			95	16A-2
FR18A20AL			200	18A-2



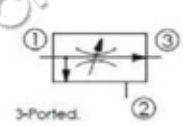

Winner Hydraulics

PİLOT YÖN KONTROL VALFLERİ

Ürün Kodu	Ürün Adı	P Maks. Bar	Q Maks. lt/dk	Kavite
DQ31A4120N	3/2 Pilot Kum. Yön. Valfi	350	60	31A-4
DQ32A4120N			120	32A-4
DQ33A4120N			240	33A-4
DQ34A4120N			480	34A-4
DD12W4S70N	4 Yollu Pilot Kum. Yön Valfleri	240	80	12W-4
DD16W4S70N			170	16W-4
DD21A4RNL		350	28	21A-4

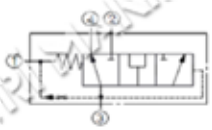

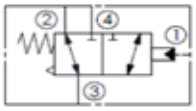

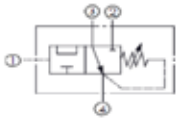

AKIŞ KONTROL VALFLERİ

Ürün Kodu	Ürün Adı	P Maks. Bar	Q Maks. Lt/dk	Kavite
LS-11A-30	Veya Valfi	350	10	11A-3
LS-13A-20N-G-02				13A-2
FD-10W-40-54-N	Akış Bölücü / Toplayıcı Valf		10	10W-4
FD-16W-40-165-N			03-54	16W-4
FD-10W-41-54-N	Akış Bölücü Valf		90-165	10W-4
FD-16W-41-165-N			37-54	16W-4
FD-16W-41-165N-2080			90-165	16W-4
FD-16W-41-165N-7525			165	16W-4
FD-16W-41-165N-6733			165	16W-4
FD-10W-42-54-N	Akış Bölücü Valf/ Toplayıcı Valf ANTISTALL		03-54	10W-4
FD-16W-42-165-N			165	16W-4
FD-31A-42-12-A			6-12	31A-4
FD-31A-42-32-A			32	31A-4

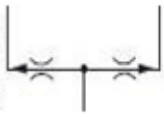

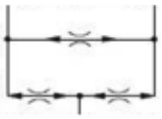

EL POMPASI VE HORTUM PATLAMA VALFLERİ

HB-G02	Hortum Patlama Valfi– Kartiç	350	25	1/4"
HB-G03			50	3/8"
HB-G04			80	1/2"
HB-G06			150	3/4"
HP-10W-20-B-N	El pompası / Kartiç	210	10,6cc	10W-2
HP-16W-20-A-N			21,3cc	16W-2

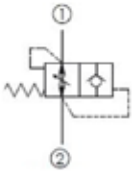

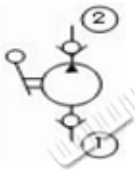

ORANSAL BASINÇ EMNİYET VALFLERİ

Ürün Kodu	Ürün Adı	Bobin Tipi	P Maks. Bar	Q Maks. Lt/dk	Kavite
PRB-8A-2C-W-N	Oransal Bas.Emniyet Valfi(N.K.)	EC19A	350	1	8A-2
PRB-8A-2D-W-N					
PRA-8A-2C-W-N	Oransal Bas.Emniyet Valfi(N.A.)				
PRA-8A-2D-W-N					
RP-10W-20-D-8	Oransal Piston Tip Basınç Emniyet Valf Gövdesi	Gövde	350	95	10W-2
RP-10A-20-D-8					10A-2
RP-3A-20-D-8				200	3A-2
RP-16A-20-D-8				380	16A-2
RP-18A-20-D-8				760	18A-2
RP-10A-2G-D-8	Oransal Poppet Tip Basınç Emniyet Valf Gövdesi	Gövde	350	95	10A-2
RP-3A-2G-D-8				200	3A-2
RP-16A-2G-D-8				380	16A-2
RP-18A-2G-D-8				760	18A-2
RV-11A-30-D-8	Basınç Emniyet Valf Gövdesi 3 Yollu	Gövde	350	60	11A-3
RV-2A-30-D-8				120	2A-3
RV-17A-30-D-8				240	17A-3
RV-19A-30-D-8				480	19A-3
RP-10W-20-D-8				95	10W-2

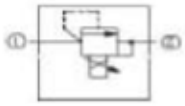

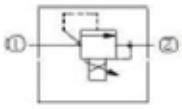

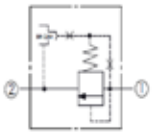

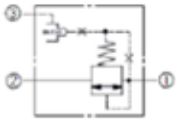

Winner Hydraulics

LOJİK VALFLER

Ürün Kodu	Ürün Adı	Konum	P Maks. Bar	Q Maks. Lt/dk	Kavite
LO-11A-3A-35-N	Lojik Valf Dıştan Pilotlu(Normalde Açık)	N.A.	350	95	11A-3
LO-2A-3A-35-N				200	2A-3
LO-17A-3A-35-N				380	17A-3
LO-19A-3A-35-N				760	19A-3
LO-11A-3C-35-N	Lojik Valf İçten Pilotlu (Normalde açık)			95	11A-3
LO-2A-3C-35-N				200	2A-3
LO-17A-3C-35-N				380	17A-3
LO-19A-3C-35-N				760	19A-3
LO-11A-3D-35-N	Lojik Valf İçten Pilotlu (Normalde açık)			95	11A-3
LO-2A-3D-35-N				200	2A-3
LO-17A-3D-35-N				380	17A-3
LO-19A-3D-35-N				760	19A-3
LC-11A-3C-35-N	Lojik Valf Dıştan Pilotlu (Normalde kapalı)	N.K.		60	11A-3
LC-2A-3C-35-N				120	11A-3
LC-17A-3C-35-N				240	11A-3
LC-19A-3C-35-N				480	11A-3
LB-11A-3S-28-N	Lojik Element			60	11A-3
LB-21A-4S-28-N				60	21A-4
LB-22A-4S-14-N				120	22A-4
LB-23A-4S-14-N				240	23A-4
LB-24A-4S-14-N				480	24A-4
LR-11A-30-70-N	Modulating Element (Normalde kapalı)	N.K	350	60	11A
LR-2A-30-70-N				120	2A
LR-17A-30-100-N				240	17A
LR-19A-30-100-N				480	19A
LR-11A-31-70-N				60	11A
LR-2A-31-70-N				120	2A
LR-17A-31-100-N				240	17A
LR-19A-31-100-N				480	19A
LP-11A-30-70-N	Modulating Element (Normalde açık)	N.A		60	11A
LP-2A-30-70-N				120	2A
LP-17A-30-100-N				240	17A
LP-19A-30-100-N				480	19A
LP-11A-31-70-N				60	11A
LP-2A-31-70-N				120	2A
LP-17A-31-100-N				240	17A
LP-19A-31-100-N				480	19A

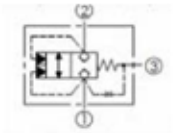
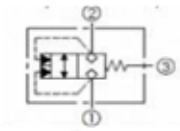
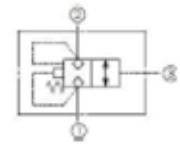
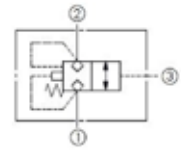
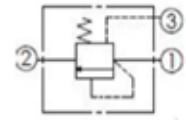
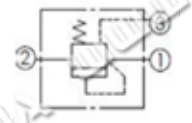
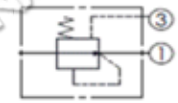
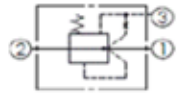

ORANSAL VALF BOBİNLERİ

Ürün Kodu	Güç (Watt)	Sıcaklık °C	Ölçü (mm)	Voltaj VDC	Maks. Akım (mA)
EC16B260HD	26	-30 +50	Ø16*50	24/12	710
EC19A220HD	22		Ø19*50		590
EC23C220HD	30		Ø23*50		950

NG6-10 ORANSAL VALF BOBİNLERİ

Ürün Kodu	Ürün Adı	Norm	P Maks. Bar	Q Maks. lt/dk	Kavite
BHB015NG610A95N	Oransal Basınç Emniyet Valfi	NG6	350	60	10A-2
BHB015NG610A95M					
BHB015NG610A95N		NG10		95	
BHB015NG610A95M					

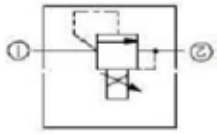

Not: Oransal valf fiyatlarına bobinleri dahildir.

Winner Hydraulics

ORANSAL KISMA VALFLERİ

Ürün Kodu	Ürün Adı	Bobin Tipi	P Maks. Bar	Q Maks. Lt/dk	Kavite
PFC-13A-2D-400N	Oransal Hız Ayar Valfi (N.K.)	EC19A	350	40	13A-2
PFC-5A-2G-800N		EC23C		80	5A-2
PFC-17E-2G-35N				70	17E-2
PFC-17E-2G-70N					
PFH-13A-2D-60N	Oransal Hız Ayar Valfi (N.A.)	EC19A	350	28	13A-2
PFH-13A-2D-140N					
PFH-13A-2D-280N					
PFH-22M-2D-280N					22M-2
PFH-5A-2D-560N		EC23C		56	5A-2
PEP08W2A010220	Oransal Hız Ayar Valfi 2 Yollu	EC04W	250	22	08W-2
PEP08W2A070220				22	
PEV16A2D09N1600		EC19A	350	160	16A-2
PEV18A2D-9N-3200				320	
PFA-11A-3D-61N	Oransal Hız Ayar Valfi 3 Yollu	EC19A	350	6	11A-3
PFA-11A-3D-150N				15	
PFA-11A-3D-230N				23	
PFA-11A-3D-340N				34	
PFB-11A-3D-61N	Oransal Hız Ayar Valfi 3 Yollu	EC19A	350	23	11A-3
PFB-11A-3D-150N					
PFB-11A-3D-230N					
FP24A4CBL	Pilot Kum.Oransal Kıs.Gv.	Gövde	350	240	24A-4

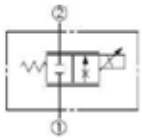
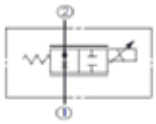
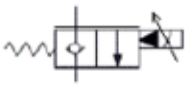
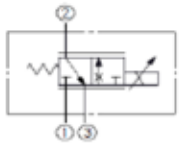
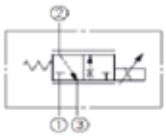

NG6-NG10 ORANSAL HIZ AYAR VALFLERİ

Ürün Kodu	Ürün Adı	Norm	P Maks. Bar	Q maks. Lt/dk	Tip
BHB115NG613A40N	Oransal Hız Ayar Valfleri	NG6	350	40	2 Yollu
BHB115NG102380N		NG10		80	
BHB215NG611A34N		NG6		34	3 Yollu

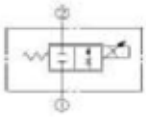
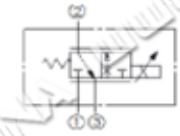

ORANSAL BASINÇ DÜŞÜRÜCÜ VALFLER

Ürün Kodu	Ürün Adı	Basınç Aralığı	P Maks. Bar	Q Maks. Lt/dk	Kavite
PB-11A-30-D-8	Basınç Düşürücü Gövde	35-210	350	40	11A
PB-2A-30-D-8				80	2A
PB-17A-30-D-8				160	17A
PB-19A-30-D-8				320	19A
PP-11A-30-D-8	Basınç Düşürücü/ Emniyet Gövde	35-210	350	40	11A
PP-2A-30-D-8				80	2A
PP-17A-30-D-8				160	17A
PP-19A-30-D-8				320	19A
PB-11A-30-D-8	Oransal Basınç Düşürücü Valf (Kombine Edilmiş)	35-210	350	40	11A
PB-2A-30-D-8				80	2A
PB-17A-30-D-8				160	17A
PB-19A-30-D-8				320	19A
PP-11A-30-D-8	Oransal Basınç Düşürücü/ Emniyet Valf (PRB8A(win1)+ yukardaki Gövde kombine edilmiş)	35-210	350	40	11A
PP-2A-30-D-8				80	2A
PP-17A-30-D-8				160	17A
PP-19A-30-D-8				320	19A
PPD11A3D0600N	Oransal Basınç Düşürücü/Emniyet Valfi EC19A	5-60	350	20	11A
PPD11A3D1000N		10-100			
PPD11A3D1500N		12-150			
PPD11A3D1000N-74	Oransal Basınç Düşürücü/Emniyet Valfi (Geliştirilmiş Dinamik Tepki) EC19A	10-100			
PPD11A3D2100N74		20-210			

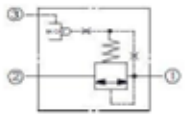
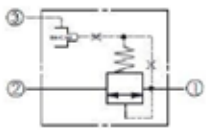
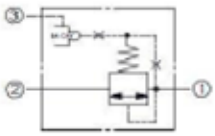
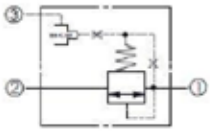
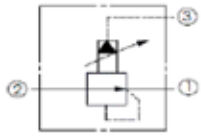

Winner Hydraulics

NG6 ORANSAL BASINÇ DÜŞÜRÜCÜ VALFLER				
Ürün Kodu	Bobin Tipi	P Maks. Bar	Q Maks. Lt/dk	Kavite
BHB315NG611A40N	NG6	350	40	11A
BHB415NG1011A40N	NG10		80	

Not: Oransal valf fiyatlarına bobinleri dahildir.

ELEKTRONİK KART						
Ürün Kodu	Bağlantı Tipi	Ürün Adı	Akım Ara. (mA)	Frekans Ayarı (Hz)	Kontrol Tipi	Sıcaklık Aralığı
PCB260	Pano Tipi	Elektronik Kart	0-2600	85/140/ 300	Akım/ Voltaj	10<°C<60

POPPET VALFLER - 2/2 SELENOID VALFLER					
Ürün Kodu	Ürün Adı	Bobin Tipi	P maks. Bar	Q maks. Lt/dk	Kavite
EP-08W-2A-01-N-04	Poppet Valf – Tek Yönlü	N.K.	350	30	08W-2
EP-08W-2A-01-N-05				40	08W-2
EP-10W-2A-01-N-05				70	10W-2
EP-12W-2A-01-N-05				150	12W-2
EP-16W-2A-01-N-05				150	16W-2
EP-19E-2A-01-N-05				40	19E-2
EP-17E-2A-01-N-05				70	17E-2
EP-21E-2A-01-N-05				150	21E-2
EP-20M-2A-01-N-05				40	20M-2
EP-13A-2A-01-N-05				40	13A-2
EP-08W-2A-02-N-04	Poppet Valf – Tek Yönlü	N.A.	350	30	08W-2
EP-08W-2A-02-N-05				40	08W-2
EP-10W-2A-02-N-05				70	10W-2
EP-12W-2A-02-N-05				150	12W-2
EP-16W-2A-02-N-05				150	16W-2
EP-19E-2A-02-N-05				40	19E-2
EP-17E-2A-02-N-05				70	17E-2
EP-21E-2A-02-N-05				150	21E-2
EP-20M-2A-02-N-05				40	20M-2
EP-13A-2A-02-N-05				40	13A-2
EP-08W-2A-05-N-04	Poppet Valf – Çift Yönlü	N.K.	350	30	08W-2
EP-08W-2A-05-N-05				40	08W-2
EP-10W-2A-05-N-05				70	10W-2
EP-12W-2A-05-N-05				150	12W-2
EP-16W-2A-05-N-05				150	16W-2
EP-19E-2A-05-N-05				70	19E-2
EP-17E-2A-05-N-05				150	17E-2
EP-08W-2A-06-N-04	Poppet Valf – Çift Yönlü	N.A.	350	30	08W-2
EP-08W-2A-06-N-05				40	08W-2
EP-10W-2A-06-N-05				70	10W-2
EP-12W-2A-06-N-05				150	12W-2
EP-16W-2A-06-N-05				150	16W-2
EP-19E-2A-06-N-05				70	19E-2
EP-17E-2A-06-N-05				150	17E-2

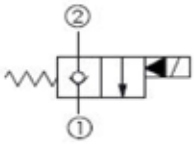

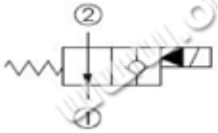

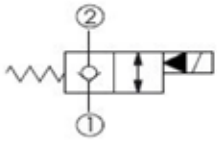

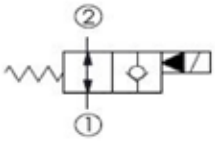

Ürün Kodu	Ürün Adı	Bobin Tipi	P Maks. Bar
EC04W200HE	Bobin	12 VDC	Ø12.7*38.5 DIN43650-ISO4400
EC04W200HD		24VDC	Ø12.7*38.5 DIN43650-ISO4400
EC04W200H*		196VDC	Ø12.7*38.5 DIN43650-ISO4400
EC04W200A	Bobin + RAC Soket	220VAC	Ø12.7*38.5 DIN43650-ISO4400
ED30R01A	RAC Soket	Rectified	DIN40430
Manul Açma Farkı (Vidalı)			

Not: Valf fiyatlarına bobin dahil değildir. Bobinli fiyat için lütfen valf fiyatı ile ilgili bobin fiyatını toplayınız.

Winner Hydraulics

POPPET VALFLER - 2/2 SELENOID VALFLER

Ürün Kodu	Ürün Adı	P Maks. Bar	Q Maks. Lt/dk	Kavite
EP-08W-2A-31-N-05	Poppet Valf- Çift Çek Valfli (NK)	350	40	08W-2
EP-10W-2A-31-N-05			70	10W-2
EP-12W-2A-31-N-05			150	12W-2
EP-16W-2A-31-N-05			150	16W-2
EP-17E-2A-31-N-05			70	17E-2
EP-21E-2A-31-N-05			150	21E-2
EP-20M-2A-31-N-05			40	20M-2
EP-13A-2A-31-N-05			40	13A-2
EP-08W-2A-32-N-05	Poppet Valf- Çift Çek Valfli (NA)	350	40	08W-2
EP-10W-2A-32-N-05			70	10W-2
EP-12W-2A-32-N-05			150	12W-2
EP-16W-2A-32-N-05			150	16W-2
EP-17E-2A-32-N-05			70	17E-2
EP-21E-2A-32-N-05			150	21E-2
EP-20M-2A-32-N-05			40	20M-2
EP-13A-2A-32-N-05			40	13A-2
EP-04A-E2A-03-N-05	Poppet Valf (NK)	350	260	04E-2
EP-04A-E2A-04-N-05	Poppet Valf (NA)			04E-2
EP-08W-3C-53-N-04	3/2 Çift çekli Poppet Valf(NK)	210	10	08W-2
EP-10W-3C-53-N-04			25	10W-2
EP-22M-3C-53-N-04		230	20	22M-2

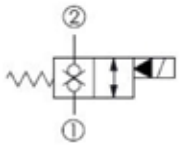

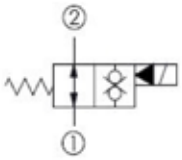

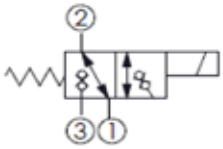

EX-PROOF POPPET VALFLER - 2/2 SELENOID VALFLER

Ürün Kodu	x- Kavite	y- Konum	z	Bobin
EP-x-2E-y-N-z	08W	01	D	VOLTAJ: 24VDC, GÜÇ:7W, AKIM:0,23A – 0,33A DİRENÇ: 72
	10W	02		
	12W	03		
	16W	04		
	17E	05		
	19E	06		
	21E	07		
		08		
		31		
		32		

SÜRGÜLÜ VALFLER

Ürün Kodu	Ürün Adı	P Maks. Bar	Q Maks. Lt/dk	Kavite
ES08W2H14N-04	2/2 Sürgülü Valf (NK)	210	17	08W-2
ES08W2A14N-04				
ES08W2C14N-04		230	35	10W-2
ES08W2H15N-04	2/2 Sürgülü Valf (NA)	210	17	08W-2
ES08W2H15N-04				
ES10W2C12N-04		230	35	10W-2
ES08W3A10N-04	Selenoid V. 3/2 Sürgülü Valf	210	15	08W-3
ES08W3A11N-04		210	10	08W-3
ES10W3C11N-04		230	28	10W-3
ES08W3A13N-04		210	11	08W-3
ES08W3H13N-04				
ES10W3A14N-04		230	15	08W-3
ES08W3A15N-04		210	10	08W-3
ES08W3C15N-04		230	20	
ES08W4A11N-04	Selenoid V. 4/2 Sürügülü Valf	210	15	08W-4
ES08W4A10N-04			11	
ES10W4C17AN-04		350	33	10W-4

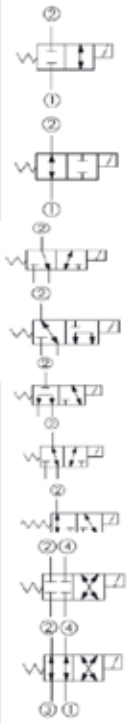

* Valf fiyatlarına bobin dahil değildir. Bobinli fiyat için lütfen valf fiyatı ile ilgili bobin fiyatını toplayınız.

Y.LONG

MADE IN TAIWAN

CE TÜVRheinland

HORTUM SIKMA PRESLERİ						
Model	Ölçüler Kg.	Motor (kw)	Voltaj (V)	Pompa lt/min.	Sıkma Gücü (kN)	Sıkma/saat (Hour)
YL-20 1-1/4 "	600*480*600 140 kg.	3,6	220/440 380V	10	1370	2000

Standart aksesuarlar : Dies 10-13-16-19-22-26-30-39-45

* Manual change, Auto.clamp

Model	Ölçüler Kg.	Motor (kw)	Voltaj (V)	Pompa lt/min.	Sıkma Gücü (kN)	Sıkma/saat (Hour)
YL-20S 1-1/4"	600*480*1300 300 kg.	3,6	220/440 380V	10	1700	2000

Standart aksesuarlar : Dies 10-13-16-19-22-26-30-34-39-45

* Manual change, Auto.clamp, Foot switch pedal

Model	Ölçüler Kg.	Motor (kw)	Voltaj (V)	Pompa lt/min.	Sıkma Gücü (kN)	Sıkma/saat (Hour)
YL-32 2"-4 S	600*480*1300 320 kg.	3,6	220/440 380 V	12	2200	1000

Standart aksesuarlar : Dies 10-13-16-19-22-26-30-34-39-45-52-57-64-69

* Manual change, back stop device, Quick change, Mold the cupboard

Model	Ölçüler Kg.	Motor (kw)	Voltaj (V)	Pompa lt/min.	Sıkma Gücü (kN)	Sıkma/saat (Hour)
YL-SF60 1-1/4"	850*800*1300 940 kg.	3,6	220/440 380 V	24	350	1800

Standart aksesuarlar : Dies 10-12-14-16-19-22-24-30-38-45

* Manual change, back stop device, Quick change, Mold the cupboard

YL-20 1-1/4 "

YL-20S 1-1/4"

YL-32 2"-4 S

YL-SF60 1-1/4"

Y.LONG

MADE IN TAIWAN

CE

TÜVRheinland

HORTUM SIKMA PRESLERİ						
Model	Ölçüler Kg.	Motor (kw)	Voltaj (V)	Pompa lt/min.	Sıkma gücü (kN)	Sıkma/saat (Hour)
YL-65 2" - 4SP	850*1000*1500 1200 kg.	5,5	380 V	50	2400	2400

Standart aksesuarlar : Dies 10-13-16-19-22-26-30-34-39-45-52-57-64-69-74-78

* Manual change, back stop device, Quick change, Foot pedal, Mold the cupboard

Model	Ölçüler Kg.	Motor (kw)	Voltaj (V)	Pompa lt/min.	Sıkma gücü (kN)	Sıkma/saat (Hour)
YL-80 4"	850*1000*1600 1250 kg.	5,5	220/440 380 V	50	2800	1800

Standart aksesuarlar : Dies 10-13-16-19-22-26-30-34-39-45-52-57-64-69-74-78-84-92-100-108-116

* Manual change, back stop device, Quick change, Foot pedal , Mold the cupboard

Model	Ölçüler Kg.	Motor (kw)	Voltaj (V)	Pompa lt/min.	Sıkma gücü (kN)	Sıkma/saat (Hour)
YL-125 6"	1000*1300*1650 2100 kg.	5,5	220/440 380 V	50	3800	1500

Standart aksesuarlar : Dies 10-13-16-19-22-26-30-34-39-45-52-57-64-69-74-78-84-92-100 108-116-126-136-146-156-166-178-190

* Manual change, back stop device, Quick change, Foot pedal , Mold the cupboard

Model	Ölçüler Kg.	Motor (kw)	Voltaj (V)	Pompa lt/min.	Sıkma gücü (kN)	Sıkma/saat (Hour)
YL-NC20 1-1/4"	600*1000*930 280 kg. / w.oil 400 kg	3,6	220/440 380 V	10	500	2100

Standart aksesuarlar : Dies 12-14-16-19-22-26-30-34-39-45-52-57 & * Foot pedal

Model	Ölçüler Kg.	Motor (kw)	Voltaj (V)	Pompa lt/min.	Sıkma gücü (kN)	Sıkma/saat (Hour)
YL-NC30 2"	600*1000*930 280 kg. / w.oil 450 kg.	3,6	220/440 380 V	12	740	2000

Standart aksesuarlar : Dies 12-14-16-19-22-26-30-34-39-45-52-57-64-69-74 & * Foot pedal

YL-65 2" - 4SP

YL-80 4"

YL-125 6"

YL-NC20 1-1/4"

YL-NC30 2"

YEOSHE

	16	F	R	01	C	S	K	10		-		
1	2	3	4	5	6	7	8	9	10		11	12
Series	Size and displacement	Mounting	Rotation	Control device	Pressure adjusting	Port position	Shaft type	Threads code	Voltage		Seals	Design No.

ISO 9001:2008 CERTIFIED

TAIWAN EXCELLENCE GOLD AWARD

OUICK REFERENCE DATA CHART

Size	Model	Displacement (Pump Delivery (7 bar) 100 PSI)						Pressure Adj. Range		Speed		Weight
		cm^3/rev	In^3/rev	1500 RPM		1800 RPM		B	C	Max.	Min.	Kg
				LPM	U.S. GPM	LPM	U.S. GPM	bar (Mpa)		RPM		(LB)
1	AR8	8.0	0.48	12	3.17	14.4	3.8	12~70 (1.2~7)	12~210 (1.2~21)	1800	500	9(19.84)
2	AR10	10.0	0.61	15	3.9	18	4.76					
3	AR12	12.0	0.73	18	4.76	21.6	5.73					
4	AR16	15.8	0.96	23.7	6.26	28.44	7.51					
5	AR22	22.2	1.35	33.3	8.8	39.96	10.56					

AR 01	Pres.Comp control
AR G	Remote pres.compensator
AR GB	Dual pres.control
AR GC	Dual pres. + elect.unloading
AR GJ	Layer prop.pres.comppensator
AR GM	Rem.pres.comp. Allows a pilot vlv.
AR GR	Elect.unloading
AR HL	Load-sensing compensator

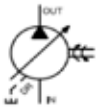

nominal pressure:165 bar
max. pressure:210 bar
single operation period: 210bar /6ms

Series

1	Axial piston pump	Nominal Pressure 165 bar	Max.Pressure 210 bar	Single Operation Period 210bar/6ms	AR

Size and Displacement

2	Code		8	10	12	16	22	
	Size		1	2	3	4	5	
	Displacement	cm^3/rev	8.0	10.0	12.0	15.8	22.2	
		In^3/rev	0.48	0.61	0.73	0.96	1.35	In^3=16.378 cm^3

Mounting

3	Flange mtg	F
	Foot mtg	L

Rotation

4	Clockwise	R
	Counter clockwise	L

Control Type

5	Standard Pressure Control		1
	Remote Pressure Control		G
	Load-sensing control	Pressure	HL
		A Low:7KG	
		B Mid : 14KG	
		C High:21KG	
	2-Stage pressure & Flow control		C
	2-Stage pressure & Flow control + Remote		CG
	2-Stage pressure & Flow control + Low tension unloading		CR
	Low tension unloading + Pressure control + Remote		D
	Low tension unloading + Pressure control + Remote		DG
	Electric 2-stage pressure control		E
	Electric 2-stage pressure control + Remote		EG
	Electric 2-stage pressure control & Flow control		F
	Electric 2-stage pressure control & Flow control + Remote		FG
	Remote Pressure compensator with NG6 interface		GM
	Remote Pressure compensator+Proportional pressure valve		GJ
	Remote Pressure compensator + Electrical unloading		GR
	Remote Pressure compensator + 2-stage pressure control		GB
	Remote Pressure compensator + Electrical unloading + 2-stage pressure control		GC
	None pressure compensator (fixed displacement) (pressure protection required)		LN
	Electrical 2-stages flow compensator		LS
	Fixed displacement 2 stage flow compensator (pressure protection required)		LC

Pressure Adjusting

6	2~70 bar - 1.2~7 Mpa	B
	12~210 bar 1.2~21 Mpa	C

Port Position

7	None: Axial Port	
	Side Port	S
	Outlet flange type	F

Shaft Type

8	Key	K
	Splind Shaft 13T 16 / 32 DP	G
	Splind Shaft 9T 16 / 32 DP	T

Threads Type

9	PT(RC)	10
	BSPP (G)	40
	NPT	50

Voltage

10	None	Y
	AC100V (50/60HZ)	A
	AC110V (60HZ)	B
	AC200V (50/60HZ)	C
	AC220V (60HZ)	D
	DC 12V	E
	DC 24V	F

Seals

11	NBR	
	VITON	V

YEOSHE

nominal pressure: 175 bar
max. pressure: 280 bar
single operation period: 250bar /6ms
315bar/2.5ms

ISO 9001:2008 CERTIFIED

TAIWAN EXCELLENCE GOLD AWARD

V AXIAL PISTON PUMP

Size	Model	Displacement (Pump Delivery (7 bar) 100 PSI)						Pressure Adj.	Speed		Weight
		cm³/rev	In³/rev	1500 RPM		1800 RPM		kgf/cm²	Max.	Min.	KG
				LPM	U.S. GPM	LPM	U.S. GPM		RPM		(LB)
1	V8	8.0	0.48	12.0	3.17	14.4	3.8	1: 8~70 2: 15~140 3: 20~210 4: 20~250	1800	500	13
	V10	10.0	0.61	15.0	3.90	18.0	4.76				13
	V12	12	0.73	18.0	4.76	21.6	5.73				13
	V15	15	0.90	22.5	5.78	27.0	7.05				13
	V18	17.8	1.09	26.7	7.05	32.0	8.45				13
2	V23	23.0	1.40	35.4	9.11	41.4	10.94				22
	V25	25.0	1.52	37.5	9.66	45.0	11.60				22
3	V38	37.8	2.31	56.7	14.98	68.0	17.96				26
	V42	42.0	2.56	63.0	16.23	76.0	19.58				26
4	V50	51.5	314	77.2	20.37	92.7	24.48	1: 8~70 2: 15~140 3: 20~210			55
	V70	69.7	4.25	104.5	27.6	125.4	33.10				56

V	15	A	3	R			-							
1	2	3	4	5	6	7		8	9	10	11	12	13	14
Series	Size and displacement	Control device	Pressure adjusting	Rotation	Direction of pipe connections	Shaft type		Voltage	Threads type	Thru drive & 2nd pump	Special spec.	Mounting	Seals	Design No.

V A	Standard Pressure Control
V B	Multi-Stage Flow + Single-Stage Pres. Cont.
V C	Dual Pressure and Flow(Manual) Control
V CG	Dual Pres. and Flow(Manual) Cont.+ Remote Control
V D	Unloading Pressure Control
V DG	Unloading Pressure Cont.+Remote Con.
V E	Dual Pressure Control
V EG	Dual Pressure Control + Remote Control
V F	Dual Pressure and Flow Control
V FG	Dual Pres. and Flow Cont. + Remote Cont.
V G	Remote Pressure Control
V GM	Remote Pres. Cont. (NG6 Interface)
V GJ	Proportional Pres. Cont. (NG6 Interface)
V HL	Load Sensing Control
V HK	Proportional Flow + Pres. Control + Load Sensing Control (50/60HZ)
V HQ	Proportional Flow Control + Load Sensing Control (50/60HZ)

V A	Standard Pressure Control
V B	Multi-Stage Flow + Single-Stage Pres. Cont.
V C	Dual Pressure and Flow(Manual) Control
V CG	Dual Pres. and Flow(Manual) Cont.+ Remote Control
V D	Unloading Pressure Control
V DG	Unloading Pressure Cont.+Remote Con.
V E	Dual Pressure Control
V EG	Dual Pressure Control + Remote Control
V F	Dual Pressure and Flow Control
V FG	Dual Pres. and Flow Cont. + Remote Cont.
V G	Remote Pressure Control
V GM	Remote Pres. Cont. (NG6 Interface)
V GJ	Proportional Pres. Cont. (NG6 Interface)
V HL	Load Sensing Control
V HK	Proportional Flow + Pres. Control + Load Sensing Control (50/60HZ)
V HQ	Proportional Flow Control + Load Sensing Control (50/60HZ)

YEOSHE

ISO 9001:2008 CERTIFIED

TAIWAN EXCELLENCE GOLD AWARD

PV															
Size	Model	Pressure		Displacement (Pump Delivery (7 bar) 100 PSI)						APPROX. Noise Levels			Speed		Weight
		nominal pres.	max. pres.	cm³/rev	In³/rev	1500 RPM		1800 RPM		dBA Full Flow and 1500			Max.	Min.	KG (LB)
						LPM	U.S. GPM	LPM	U.S. GPM	70 bar (1KSI)	207 bar (3 KSI)	343 bar (5 KSI)	RPM		
1	PV016	350	420	16	0.98	24	6.3	28.8	7.6	56	60	68	2750	300	19
	PV020			20	1.2	30	7.9	36	9.5						
	PV023			23	1.4	34.5	9.1	41.4	10.9						
	PV028	315	350	28	1.7	42.	11	50.4	13.2						
2	PV032	350	420	32	1.9	48	12.7	57.6	15.2	59	62	69	240		30
	PV040			40	2.4	60	15.9	72	19						
	PV046			46	2.8	69	18.2	82.2	21.9						
	PV056	280	350	56	3.41	84	22.1	100.8	26.6						
	PV065	250	315	65	3.96	97.5	25.7	117	30.9						

nominal pressure : 350 bar
max. pressure : 420 bar

PV	063	GA	3	R	M	1	A	0	N	
1	2	3	4	5	6	7	8	9	10	11
Series	Size and displacement	Control device	Pressure adjusting	Rotation	Mounting	Threads	Thru drive & 2nd pump	Voltage	Seals	Design No.

E
4

Horse power
for horse power control ("P" prefix)

Pressure adjustment

	10~140 bar (145~2030 PSI)	2
	35~250bar (507~3625 PSI)	3
4	40~280bar (580~4060 PSI)	4
	50~315bar (725~4567 PSI)	5
	70~350bar (1015~5075 PSI)	6

PV	A	Standard Pressure Compensator
PV	LN	Nona Pressure Compensator
PV	LS	Electrical 2-stages pressure control
PV	LC	fixed 2-stages flow compensator
PV	GM	Remote Pressure compensator with NG6 in
PV	GA	Remote Pressure compensator with NG6 in
PV	GJ	Remote Pressure compensator + Proportion
PV	GR	Remote Pressure compensator + electrical
PV	GB	Remote Pressure compensator + 2stages
PV	GC	Remote Pressure compensator + electrical
PV	HM	Load-sensing compensator with NG6 inter
PV	HA	Load-sensing compensator with NG6 inter
PV	HJ	Load-sensing compensator + Proportional
PV	HR	Load-sensing compensator + electrical u
PV	HB	Load-sensing compensator + 2stages press
PV	HC	Load-sensing compensator + electrical u
PV	HQ	Load-sensing compensator + Proportional
PV	HK	Load-sensing compensator + Proportional
PV	VM	2 Valve Load-sensing compensator + Proport.
PV	VA	2 Valve Load-sensing compensator with NG6
PV	FV	2 Valve Load-sensing compensator + high
PV	FR	Proportional Flow and Pressure + Flow Co
PV	FG	2 Valve Load-sensing compensator + high
PV	PM	Horse Power compesator with NG6 inter
PV	PA	Horse Power compesator with NG6 inter
PV	PR	Horse Power compesator + relief valve
PV	PH	Horse Power Load Sensing compensator

YEOSHE

ISO 9001:2008 CERTIFIED

TAIWAN EXCELLENCE GOLD AWARD

PV																
Size	Model	Pressure		Displacement (Pump Delivery (7 bar) 100 PSI)						APPROX. Noise Levels			Speed		Weight
		nominal pres.	max. pres.	cm³/rev	In³/rev	1500 RPM		1800 RPM		dBA Full Flow and 1500 RPM			Max.	Min.	KG (LB)
						LPM	U.S. GPM	LPM	U.S. GPM	70 bar (1KSI)	207 bar (3 KSI)	343 bar (5 KSI)	RPM		
3	PV063	350	420	63	3.8	94.5	25	113.4	30	66	70	74	2100	300	60
	PV071			71	4.3	107	28.3	128.7	34						
	PV080			80	4.8	120	31.7	144	38				2000		
	PV092			92	5.6	138	36.5	165.6	43.8				1900		
	PV110	250	280	110	6.7	165	43.6	198	52.3						
	PV125			125	7.6	187.5	49.5	225	59.4						
4	PV140	350	420	140	8.5	210	55.5	252.1	66.6	70	74	76	2200		90
	PV180			180	11	270	71.3	324	85.6	71	75	77			
	PV210	300	350	210	12.8	315	83.1	378	99.8	73	77	79	2100		
5	PV270	350	420	270	16.5	405	107	486	128.4	77	79	89	1800		172

PV	063	GA	3	R	M	1	A	0	N	
1	2	3	4	5	6	7	8	9	10	11
Series	Size and displacement	Control device	Pressure adjusting	Rotation	Mounting	Threads	Thru drive & 2nd pump	Voltage	Seals	Design No.

E
4

Horse power for horse power control ("P" prefix)

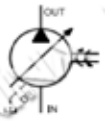

nominal pressure : 350 bar
max. pressure : 420 bar

PV	A	Standard Pressure Compensator
PV	LN	Nona Pressure Compensator
PV	LS	Electrical 2-stages pressure control
PV	LC	Fixed 2-stages flow compensator
PV	GM	Remote Pressure compensator with NG6 in
PV	GA	Remote Pressure compensator with NG6 in
PV	GJ	Remote Pressure compensator + Proportion
PV	GR	Remote Pressure compensator + electrical
PV	GB	Remote Pressure compensator + 2stages
PV	GC	Remote Pressure compensator + electrical
PV	HM	Load-sensing compensator with NG6 inter
PV	HA	Load-sensing compensator with NG6 inter
PV	HJ	Load-sensing compensator + Proportional
PV	HR	Load-sensing compensator + electrical u
PV	HB	Load-sensing compensator + 2stages press
PV	HC	Load-sensing compensator + electrical u
PV	HQ	Load-sensing compensator + Proportional
PV	HK	Load-sensing compensator + Proportional
PV	VM	2 Valve Load-sensing compensator + Prop.
PV	VA	2 Valve Load-sensing compensator with NG6
PV	FV	2 Valve Load-sensing compensator + high
PV	FR	Proportional Flow and Pressure + Flow Co
PV	FG	2 Valve Load-sensing compensator + high
PV	PM	Horse Power compesator with NG6 inter
PV	PA	Horse Power compesator with NG6 inter
PV	PR	Horse Power compesator + relief valve +
PV	PH	Horse Power Load Sensing compensator

YEOSHE

ISO 9001:2008 CERTIFIED

TAIWAN EXCELLENCE GOLD AWARD

PA10VSO VARIABLE DISP. AXIAL PISTON POMPA DFR & DFLR

Specification				18	28	45	71	100	140
Displacement (cc/rev)		Vg max	Ml/r	18	28	45	71	100	140
Speed (rpm)	Vg max	No max	rpm	3300	3000	2600	2200	2000	1800
	Vg<Vg max	No max zul	rpn	3900	3600	3100	2600	2400	2100
Flow (L/min)	No max	qvo max	L/min	59	84	117	156	200	252
	Ne=15000rpm	qvE max	L/min	27	42	68	107	150	210
Capacity (kw)	No max	Po max	kw	30	39	55	73	93	118
	Ne=15000rpm	PE max	kw	12.6	20	32	50	70	98
Torque (Nm)	Vg max (ΔP=25Mpa)	T max	Nm	80	125	200	316	445	623
	Vg max (ΔP=10Mpa)	T max	Nm	30	45	72	113	159	223
Volume (L)		V	L	0.4	0.7	1.0	1.6	2.2	3.0
Weight (without thru drive,approx) (kg)		m	kg	12	15	21	33	45	60

TECHNICAL DATA, STANDARD UNIT

Table of values (theoretical values, without efficiencies and tolerances: Values Rounded

Size		NG		18	28	45	71	100	140
Geometrical displacement per revolution		$V_{g\,max}$	$in^3(cm^3)$	1.10(18)	1.71(28)	2.75(45)	4.33(71)	6.10(100)	8.54(140)
Speed (1) maximum at $V_{g\,max}$		n_{nom}	rpm	3300	3000	2600	2200	2000	2100
maximum at $V_g < V_{g\,max}$		$n_{max\,perm}$	rpm	3900	3600	3100	2600	2400	2100
Flow n_{nom} and $V_{g\,max}$		$q_{v\,max}$	gpm (l/min)	15.7 (59)	22 (84)	31 (117)	41 (156)	53 (200)	67 (252)
n_E= 1800rpm and $V_{g\,max}$		$q_{vE\,max}$	gpm (l/min)	7.2 (32)	13.3 (59)	21.4 (81)	33.8 (128)	47.6 (180)	67 (252)
Power at Δp=400 psi (280 bar) at n_{nom} and $V_{g\,max}$		P_{max}	HP (kW)	36 (28)	51 (39)	72 (55)	96 (73)	124 (93)	156 (118)
n_E= 1500rpm and Vg max		$P_{E\,max}$	HP (kW)	19 (15)	31 (24)	50 (38)	91 (69)	111 (84)	156 (118)
Torque $V_{g\,max}$ and	Δp=4000psi (280 bar)	T_{max}	lb-ft (Nm)	58 (80)	91 (125)	146 (200)	230 (316)	324 (445)	453 (623)
	Δp=1450psi (100 bar)	T	lb-ft (Nm)	14.6 (30)	33 (45)	53 (72)	83 (113)	117 (159)	164 (223)
Rotary stiffness drive shaf	S	c	lb-ft/rad (Nm/rad)	8082 (11087)	16400 (22317)	27560 (37500)	53018 (71884)	89348 (121142)	125042 (169537)
	R			10870 (14850)	19400 (26360)	30240 (41025)	56456 (76545)	- (-)	- (-)
	P			- (13158)	- (25656)	- (41232)	- (80627)	- (132335)	- (188406)
	U			5946 (8090)	- (-)	- (-)	- (-)	67180 (91093)	- (-)
	K			9805 (13340)	19712 (26189)	32270 (43905)	60352 (82112)	99448 (135303)	144680 (188406)
Moment of intertial rotary group		J_{TW}	$lb\text{-}ft^2\ (kgm^2)$	0.022 (0.00093)	0.0403 (0.0017)	0.0783 (0.0033)	0.1970 (0.0083)	0.3963 (0.0167)	0.5743 (0.0242)
Angular acceleration, maximum[2]		α	rad/s^2	6800	5500	4000	3300	2700	2700
Filling capacity		V	gal (L)	0.1(0.4)	0.2(0.7)	0.26(1.0)	0.4(1.6)	0.6(2.2)	0.8(3.0)

Determination of Size

Flow $qv = \frac{V_g \cdot n \cdot \eta v}{231(1000)}$ [gpm l/min]

Torque $T = \frac{V_g \cdot \Delta p}{24(20) \cdot p \cdot h_{mh}}$ [lb-ft Nm]

Power $P = \frac{2\pi \cdot T \cdot n}{33000(60000)} = \frac{q_v \cdot \Delta p}{1714(600) \cdot \eta t}$ [HP kW]

[gpm l/min] V_g = Displacement per revolution in in3 (cm³)

Δp = Differential pressure in psi (bar)

[lb-ft Nm] n = Speed in rpm (rpm)

ηv = Volumetric efficiency

[HP kW] η_{mh} = Mechanical-hydraulic efficiency

ηt = Total efficiency ($\eta t = \eta v \cdot \eta_{mh}$)

Order code

P	A10VS	O	45	DR	31	R	V	S	A	12	N00
0	1	2	3	4	5	6	7	8	9	10	11

Version; Bent Axial Piston Pump; Open loop

- Thru drive code
- SAE thread code
- Install flange 2 hole 4 hole
- Shaft code
- Seal (FPM)
- Rotation R or L
- Series 31
- Control code：：DG, DR, DFR, DRG, DFLR.....and etc. Remark: More details please visiting website.
- Displacement：18, 28, 45, 71, 100, 140(cc/rev)